

MUNICIPIO DE FRANCISCO I. MADERO, HIDALGO  
HIDALGO


Analítico Mensual de Egresos Pagados por Fuente de Financiamiento al 31/jul./2020  
(Cuentas con Movimientos)  
(Cifras en pesos y centavos)

Fecha y hora de impresión | 03/sep./2020  
02:09 p. m.



Usr: supervisor  
Rep: rptAnaliticoPresupuestoEgresos\_FF

Objeto del Gasto	Presupuesto Vigente	Ene	Feb	Mar	Abr	May	Jun	Jul	Ago	Sep	Oct	Nov	Dic	Total	Diferencia (Vigente - Total)	
<b>1103 RECURSOS PROPIOS 2020</b>	<b>\$530,000.00</b>	<b>\$65,379.35</b>	<b>\$48,053.02</b>	<b>\$47,275.00</b>	<b>\$80,480.00</b>	<b>\$67,873.00</b>	<b>\$37,266.00</b>	<b>\$79,871.00</b>	<b>\$0.00</b>	<b>\$0.00</b>	<b>\$0.00</b>	<b>\$0.00</b>	<b>\$0.00</b>	<b>\$426,997.37</b>	<b>\$103,002.63</b>	
<b>0000 SERVICIOS PERSONALES</b>	<b>\$250,000.00</b>	<b>\$20,000.00</b>	<b>\$18,568.00</b>	<b>\$21,000.00</b>	<b>\$43,667.00</b>	<b>\$54,600.00</b>	<b>\$31,266.00</b>	<b>\$25,600.00</b>	<b>\$0.00</b>	<b>\$0.00</b>	<b>\$0.00</b>	<b>\$0.00</b>	<b>\$0.00</b>	<b>\$214,701.00</b>	<b>\$35,299.00</b>	
0000 Remuneraciones al personal de carácter	\$250,000.00	\$20,000.00	\$18,568.00	\$21,000.00	\$43,667.00	\$54,600.00	\$31,266.00	\$25,600.00	\$0.00	\$0.00	\$0.00	\$0.00	\$0.00	\$214,701.00	\$35,299.00	
2000 Sueldos base al personal eventual	\$250,000.00	\$20,000.00	\$18,568.00	\$21,000.00	\$43,667.00	\$54,600.00	\$31,266.00	\$25,600.00	\$0.00	\$0.00	\$0.00	\$0.00	\$0.00	\$214,701.00	\$35,299.00	
2003 Lista de Raya	\$250,000.00	\$20,000.00	\$18,568.00	\$21,000.00	\$43,667.00	\$54,600.00	\$31,266.00	\$25,600.00	\$0.00	\$0.00	\$0.00	\$0.00	\$0.00	\$8,034.33	\$91,965.67	
10000 Remuneraciones adicionales y especiales	\$100,000.00	\$0,034.33	\$0.00	\$0.00	\$0.00	\$0.00	\$0.00	\$0.00	\$0.00	\$0.00	\$0.00	\$0.00	\$0.00	\$8,034.33	\$91,965.67	
34000 Compensaciones	\$100,000.00	\$8,034.33	\$0.00	\$0.00	\$0.00	\$0.00	\$0.00	\$0.00	\$0.00	\$0.00	\$0.00	\$0.00	\$0.00	\$8,034.33	\$91,965.67	
34001 Compensaciones	\$100,000.00	\$8,034.33	\$0.00	\$0.00	\$0.00	\$0.00	\$0.00	\$0.00	\$0.00	\$0.00	\$0.00	\$0.00	\$0.00	\$204,262.04	-\$24,262.04	
30000 Otras prestaciones sociales y económica	\$180,000.00	\$37,345.02	\$30,285.02	\$26,275.00	\$36,813.00	\$13,273.00	\$6,000.00	\$54,271.00	\$0.00	\$0.00	\$0.00	\$0.00	\$0.00	\$0.00	\$80,000.00	
32000 Indemnizaciones	\$80,000.00	\$0.00	\$0.00	\$0.00	\$0.00	\$0.00	\$0.00	\$0.00	\$0.00	\$0.00	\$0.00	\$0.00	\$0.00	\$0.00	\$80,000.00	
32001 Indemnizaciones	\$80,000.00	\$0.00	\$0.00	\$0.00	\$0.00	\$0.00	\$0.00	\$0.00	\$0.00	\$0.00	\$0.00	\$0.00	\$0.00	\$204,262.04	-\$104,262.04	
39000 Otras prestaciones sociales y económicas	\$100,000.00	\$37,345.02	\$30,285.02	\$26,275.00	\$36,813.00	\$13,273.00	\$6,000.00	\$54,271.00	\$0.00	\$0.00	\$0.00	\$0.00	\$0.00	\$204,262.04	-\$104,262.04	
39002 Otras Prestaciones	\$100,000.00	\$37,345.02	\$30,285.02	\$26,275.00	\$36,813.00	\$13,273.00	\$6,000.00	\$54,271.00	\$0.00	\$0.00	\$0.00	\$0.00	\$0.00	\$790,357.61	\$2,099,642.39	
<b>00000 MATERIALES Y SUMINISTROS</b>	<b>\$2,890,000.00</b>	<b>\$184,915.20</b>	<b>\$237,177.36</b>	<b>\$158,507.80</b>	<b>\$23,208.58</b>	<b>\$95,175.56</b>	<b>\$85,840.11</b>	<b>\$25,533.00</b>	<b>\$0.00</b>	<b>\$0.00</b>	<b>\$0.00</b>	<b>\$0.00</b>	<b>\$0.00</b>	<b>\$583,549.87</b>	<b>\$116,450.13</b>	
10000 Materiales de administración, emisión de	\$700,000.00	\$179,359.20	\$225,793.00	\$78,143.44	\$0.00	\$91,735.16	\$4,518.07	\$0.00	\$0.00	\$0.00	\$0.00	\$0.00	\$0.00	\$224,510.45	\$5,489.55	
11000 Materiales, útiles y equipos menores de ofi	\$230,000.00	\$100,943.20	\$114,962.10	\$1,388.92	\$0.00	\$2,698.16	\$4,518.07	\$0.00	\$0.00	\$0.00	\$0.00	\$0.00	\$0.00	\$224,510.45	\$5,489.55	
11001 Material de Oficina	\$230,000.00	\$100,943.20	\$114,962.10	\$1,388.92	\$0.00	\$2,698.16	\$4,518.07	\$0.00	\$0.00	\$0.00	\$0.00	\$0.00	\$0.00	\$229,171.62	\$20,828.38	
12000 Materiales y útiles de impresión y reproduc	\$250,000.00	\$15,660.00	\$52,417.10	\$72,056.52	\$0.00	\$89,038.00	\$0.00	\$0.00	\$0.00	\$0.00	\$0.00	\$0.00	\$0.00	\$229,171.62	\$20,828.38	
12001 Materiales y Útiles de Impresión	\$250,000.00	\$15,660.00	\$52,417.10	\$72,056.52	\$0.00	\$89,038.00	\$0.00	\$0.00	\$0.00	\$0.00	\$0.00	\$0.00	\$0.00	\$4,698.00	\$85,302.00	
14000 Materiales, útiles y equipos menores de ter	\$90,000.00	\$0.00	\$0.00	\$4,698.00	\$0.00	\$0.00	\$0.00	\$0.00	\$0.00	\$0.00	\$0.00	\$0.00	\$0.00	\$4,698.00	\$85,302.00	
14001 Material para Bienes Informáticos	\$90,000.00	\$0.00	\$0.00	\$4,698.00	\$0.00	\$0.00	\$0.00	\$0.00	\$0.00	\$0.00	\$0.00	\$0.00	\$0.00	\$125,169.80	\$4,830.20	
16000 Material de limpieza	\$130,000.00	\$62,756.00	\$62,413.80	\$0.00	\$0.00	\$0.00	\$0.00	\$0.00	\$0.00	\$0.00	\$0.00	\$0.00	\$0.00	\$125,169.80	\$4,830.20	
16001 Material de Limpieza	\$130,000.00	\$62,756.00	\$62,413.80	\$0.00	\$0.00	\$0.00	\$0.00	\$0.00	\$0.00	\$0.00	\$0.00	\$0.00	\$0.00	\$7,596.80	\$2,403.20	
20000 Alimentos y utensilios	\$10,000.00	\$800.00	\$3,600.00	\$3,000.00	\$0.00	\$0.00	\$196.80	\$0.00	\$0.00	\$0.00	\$0.00	\$0.00	\$0.00	\$7,596.80	\$2,403.20	
21000 Productos alimenticios para personas	\$10,000.00	\$800.00	\$3,600.00	\$3,000.00	\$0.00	\$0.00	\$196.80	\$0.00	\$0.00	\$0.00	\$0.00	\$0.00	\$0.00	\$7,596.80	\$2,403.20	
21001 Alimentación de Personas	\$10,000.00	\$800.00	\$3,600.00	\$3,000.00	\$0.00	\$0.00	\$196.80	\$0.00	\$0.00	\$0.00	\$0.00	\$0.00	\$0.00	\$67,427.32	\$432,572.68	
240000 Materiales y artículos de construcción y c	\$500,000.00	\$0.00	\$0.00	\$0.00	\$0.00	\$2,064.80	\$41,089.52	\$24,273.00	\$0.00	\$0.00	\$0.00	\$0.00	\$0.00	\$0.00	\$0.00	\$300,000.00
242000 Cemento y productos de concreto	\$300,000.00	\$0.00	\$0.00	\$0.00	\$0.00	\$0.00	\$0.00	\$0.00	\$0.00	\$0.00	\$0.00	\$0.00	\$0.00	\$0.00	\$0.00	\$300,000.00
242001 Cemento y productos de concreto	\$300,000.00	\$0.00	\$0.00	\$0.00	\$0.00	\$0.00	\$0.00	\$0.00	\$0.00	\$0.00	\$0.00	\$0.00	\$0.00	\$67,427.32	\$32,572.68	
246000 Material eléctrico y electrónico	\$100,000.00	\$0.00	\$0.00	\$0.00	\$0.00	\$2,064.80	\$41,089.52	\$24,273.00	\$0.00	\$0.00	\$0.00	\$0.00	\$0.00	\$0.00	\$67,427.32	\$32,572.68
246001 Material Eléctrico	\$100,000.00	\$0.00	\$0.00	\$0.00	\$0.00	\$2,064.80	\$41,089.52	\$24,273.00	\$0.00	\$0.00	\$0.00	\$0.00	\$0.00	\$0.00	\$0.00	\$50,000.00
248000 Materiales complementarios	\$50,000.00	\$0.00	\$0.00	\$0.00	\$0.00	\$0.00	\$0.00	\$0.00	\$0.00	\$0.00	\$0.00	\$0.00	\$0.00	\$0.00	\$0.00	\$50,000.00
248001 Materiales complementarios	\$50,000.00	\$0.00	\$0.00	\$0.00	\$0.00	\$0.00	\$0.00	\$0.00	\$0.00	\$0.00	\$0.00	\$0.00	\$0.00	\$0.00	\$0.00	\$50,000.00
249000 Otros materiales y artículos de construcció	\$50,000.00	\$0.00	\$0.00	\$0.00	\$0.00	\$0.00	\$0.00	\$0.00	\$0.00	\$0.00	\$0.00	\$0.00	\$0.00	\$0.00	\$0.00	\$50,000.00
249001 Otros materiales y artículos de construcció	\$50,000.00	\$0.00	\$0.00	\$0.00	\$0.00	\$0.00	\$0.00	\$0.00	\$0.00	\$0.00	\$0.00	\$0.00	\$0.00	\$0.00	\$0.00	\$50,000.00
250000 Productos químicos, farmacéuticos y de l	\$300,000.00	\$0.00	\$0.00	\$73,398.00	\$0.00	\$0.00	\$12,621.00	\$1,260.00	\$0.00	\$0.00	\$0.00	\$0.00	\$0.00	\$87,279.00	\$212,721.00	
253000 Medicinas y productos farmacéuticos	\$250,000.00	\$0.00	\$0.00	\$36,275.00	\$0.00	\$0.00	\$12,621.00	\$1,260.00	\$0.00	\$0.00	\$0.00	\$0.00	\$0.00	\$50,159.00	\$199,841.00	
253001 Medicinas y Productos Farmacéuticos	\$250,000.00	\$0.00	\$0.00	\$36,275.00	\$0.00	\$0.00	\$12,621.00	\$1,260.00	\$0.00	\$0.00	\$0.00	\$0.00	\$0.00	\$50,159.00	\$199,841.00	



2018-2020

2018-2020

2018-2020







MUNICIPIO DE FRANCISCO I. MADERO, HIDALGO  
HIDALGO

Analítico Mensual de Egresos Pagados por Fuente de Financiamiento al 31/jul./2020  
(Cuentas con Movimientos)  
(Cifras en pesos y centavos)

Fecha y hora de Impresión 03/sep./2020 02:09 p. m.

Usu: supervisor  
Rep: rptAnaliticoPresupuestoEgresos\_FF

Objeto del Gasto	Presupuesto Vigente	Ene	Feb	Mar	Abr	May	Jun	Jul	Ago	Sep	Oct	Nov	Dic	Total	Diferencia (Vigente - Total)
10000 Servicios financieros, bancarios y comer	\$10,000.00	\$0.00	\$0.00	\$0.00	\$1,044.00	\$0.00	\$0.00	\$0.00	\$0.00	\$0.00	\$0.00	\$0.00	\$0.00	\$1,044.00	\$8,956.00
19000 Servicios financieros, bancarios y comerc	\$10,000.00	\$0.00	\$0.00	\$0.00	\$1,044.00	\$0.00	\$0.00	\$0.00	\$0.00	\$0.00	\$0.00	\$0.00	\$0.00	\$1,044.00	\$8,956.00
19001 Servicios financieros, bancarios y comerc	\$10,000.00	\$0.00	\$0.00	\$0.00	\$1,044.00	\$0.00	\$0.00	\$0.00	\$0.00	\$0.00	\$0.00	\$0.00	\$0.00	\$1,044.00	\$8,956.00
30000 Servicios de instalación, reparación, man	\$2,060,734.78	\$96,586.67	\$627,368.86	\$536,950.63	\$242,521.52	\$39,798.25	\$22,357.79	\$90,660.77	\$0.00	\$0.00	\$0.00	\$0.00	\$0.00	\$1,555,444.49	\$495,290.29
31000 Conservación y mantenimiento menor de i	\$800,734.78	\$17,690.68	\$341,849.26	\$402,546.25	\$69,944.09	\$11,788.00	\$22,357.79	\$21,413.41	\$0.00	\$0.00	\$0.00	\$0.00	\$0.00	\$987,789.48	-\$87,054.70
31001 Conservación y mantenimiento menor de i	\$800,734.78	\$17,690.68	\$341,849.26	\$402,546.25	\$69,944.09	\$11,788.00	\$22,357.79	\$21,413.41	\$0.00	\$0.00	\$0.00	\$0.00	\$0.00	\$987,789.48	-\$87,054.70
32000 Instalación, reparación y mantenimiento de	\$35,000.00	\$0.00	\$0.00	\$6,000.00	\$0.00	\$0.00	\$0.00	\$0.00	\$0.00	\$0.00	\$0.00	\$0.00	\$0.00	\$6,000.00	\$29,000.00
32001 Mantenimiento de Mobiliario y Equipo de A	\$20,000.00	\$0.00	\$0.00	\$0.00	\$0.00	\$0.00	\$0.00	\$0.00	\$0.00	\$0.00	\$0.00	\$0.00	\$0.00	\$0.00	\$20,000.00
32002 Mantenimiento de Equipo y Aparatos de C	\$15,000.00	\$0.00	\$0.00	\$6,000.00	\$0.00	\$0.00	\$0.00	\$0.00	\$0.00	\$0.00	\$0.00	\$0.00	\$0.00	\$6,000.00	\$9,000.00
55000 Reparación y mantenimiento de equipo de	\$1,200,000.00	\$78,695.99	\$185,519.60	\$120,049.98	\$172,577.43	\$28,010.25	\$0.00	\$62,290.16	\$0.00	\$0.00	\$0.00	\$0.00	\$0.00	\$647,143.41	\$552,856.59
55001 Mantenimiento de Vehículos	\$1,200,000.00	\$78,695.99	\$185,519.60	\$120,049.98	\$172,577.43	\$28,010.25	\$0.00	\$62,290.16	\$0.00	\$0.00	\$0.00	\$0.00	\$0.00	\$647,143.41	\$552,856.59
57000 Instalación, reparación y mantenimiento de	\$15,000.00	\$0.00	\$0.00	\$7,354.40	\$0.00	\$0.00	\$0.00	\$7,157.20	\$0.00	\$0.00	\$0.00	\$0.00	\$0.00	\$14,511.60	\$488.40
57001 Mantenimiento de Maquinaria y Equipo	\$15,000.00	\$0.00	\$0.00	\$7,354.40	\$0.00	\$0.00	\$0.00	\$7,157.20	\$0.00	\$0.00	\$0.00	\$0.00	\$0.00	\$14,511.60	\$488.40
60000 Servicios de comunicación social y publi	\$30,000.00	\$14,662.40	\$11,240.40	\$0.00	\$2,854.00	\$11,929.40	\$1,972.00	\$0.00	\$0.00	\$0.00	\$0.00	\$0.00	\$0.00	\$42,658.20	-\$12,658.20
61000 Difusión por radio, televisión y otros medio	\$30,000.00	\$14,662.40	\$11,240.40	\$0.00	\$2,854.00	\$11,929.40	\$1,972.00	\$0.00	\$0.00	\$0.00	\$0.00	\$0.00	\$0.00	\$42,658.20	-\$12,658.20
61001 Difusión de programas y actividades guber	\$30,000.00	\$14,662.40	\$11,240.40	\$0.00	\$2,854.00	\$11,929.40	\$1,972.00	\$0.00	\$0.00	\$0.00	\$0.00	\$0.00	\$0.00	\$42,658.20	-\$12,658.20
70000 Servicios de traslado y viáticos	\$5,000.00	\$0.00	\$0.00	\$0.00	\$0.00	\$0.00	\$0.00	\$0.00	\$0.00	\$0.00	\$0.00	\$0.00	\$0.00	\$0.00	\$5,000.00
72000 Pasajes terrestres	\$5,000.00	\$0.00	\$0.00	\$0.00	\$0.00	\$0.00	\$0.00	\$0.00	\$0.00	\$0.00	\$0.00	\$0.00	\$0.00	\$0.00	\$5,000.00
72001 Pasajes terrestres	\$5,000.00	\$0.00	\$0.00	\$0.00	\$0.00	\$0.00	\$0.00	\$0.00	\$0.00	\$0.00	\$0.00	\$0.00	\$0.00	\$0.00	\$5,000.00
80000 Servicios oficiales	\$920,000.00	\$45,028.00	\$74,060.40	\$27,377.34	\$8,247.60	\$0.00	\$26,564.00	\$1,000.00	\$0.00	\$0.00	\$0.00	\$0.00	\$0.00	\$182,277.34	\$737,722.66
82000 Gastos de orden social y cultural	\$920,000.00	\$45,028.00	\$74,060.40	\$27,377.34	\$8,247.60	\$0.00	\$26,564.00	\$1,000.00	\$0.00	\$0.00	\$0.00	\$0.00	\$0.00	\$182,277.34	\$737,722.66
82001 Gastos de orden social	\$920,000.00	\$45,028.00	\$74,060.40	\$27,377.34	\$8,247.60	\$0.00	\$26,564.00	\$1,000.00	\$0.00	\$0.00	\$0.00	\$0.00	\$0.00	\$182,277.34	\$737,722.66
90000 Otros servicios generales	\$850,000.00	\$0.00	\$0.00	\$0.00	\$0.00	\$0.00	\$0.00	\$0.00	\$0.00	\$0.00	\$0.00	\$0.00	\$0.00	\$0.00	\$850,000.00
92000 Impuestos y derechos	\$400,000.00	\$0.00	\$0.00	\$0.00	\$0.00	\$0.00	\$0.00	\$0.00	\$0.00	\$0.00	\$0.00	\$0.00	\$0.00	\$0.00	\$400,000.00
92005 Pago de otros impuestos	\$400,000.00	\$0.00	\$0.00	\$0.00	\$0.00	\$0.00	\$0.00	\$0.00	\$0.00	\$0.00	\$0.00	\$0.00	\$0.00	\$0.00	\$400,000.00
98000 Impuesto sobre nóminas y otros que se de	\$450,000.00	\$0.00	\$0.00	\$0.00	\$0.00	\$0.00	\$0.00	\$0.00	\$0.00	\$0.00	\$0.00	\$0.00	\$0.00	\$0.00	\$450,000.00
98001 Impuesto sobre nóminas y otros que se de	\$450,000.00	\$0.00	\$0.00	\$0.00	\$0.00	\$0.00	\$0.00	\$0.00	\$0.00	\$0.00	\$0.00	\$0.00	\$0.00	\$0.00	\$450,000.00
100000 TRANSFERENCIAS, ASIGNACIONES	\$2,432,298.97	\$52,884.43	\$423,059.89	\$532,473.08	\$88,425.52	\$21,391.50	\$75,655.00	\$68,304.16	\$0.00	\$0.00	\$0.00	\$0.00	\$0.00	\$1,262,193.58	\$1,170,105.39
140000 Ayudas sociales	\$2,432,298.97	\$52,884.43	\$423,059.89	\$532,473.08	\$88,425.52	\$21,391.50	\$75,655.00	\$68,304.16	\$0.00	\$0.00	\$0.00	\$0.00	\$0.00	\$1,262,193.58	\$1,170,105.39
141000 Ayudas sociales a personas	\$510,000.00	\$7,496.00	\$15,940.88	\$45,369.00	\$1,250.00	\$13,220.00	\$2,500.00	\$34,980.48	\$0.00	\$0.00	\$0.00	\$0.00	\$0.00	\$120,756.36	\$389,243.64
141001 Ayudas sociales a personas	\$510,000.00	\$7,496.00	\$15,940.88	\$45,369.00	\$1,250.00	\$13,220.00	\$2,500.00	\$34,980.48	\$0.00	\$0.00	\$0.00	\$0.00	\$0.00	\$120,756.36	\$389,243.64
443000 Ayudas sociales a instituciones de enseña	\$555,000.00	\$6,154.76	\$25,140.84	\$55,194.80	\$0.00	\$0.00	\$0.00	\$1,189.00	\$0.00	\$0.00	\$0.00	\$0.00	\$0.00	\$87,679.40	\$467,320.60
443001 Ayudas sociales a instituciones de enseña	\$555,000.00	\$6,154.76	\$25,140.84	\$55,194.80	\$0.00	\$0.00	\$0.00	\$1,189.00	\$0.00	\$0.00	\$0.00	\$0.00	\$0.00	\$87,679.40	\$467,320.60
444000 Ayudas sociales a actividades científicas o	\$25,000.00	\$0.00	\$0.00	\$0.00	\$0.00	\$2,719.50	\$0.00	\$0.00	\$0.00	\$0.00	\$0.00	\$0.00	\$0.00	\$2,719.50	\$22,280.50
444001 Ayudas sociales a actividades científicas o	\$25,000.00	\$0.00	\$0.00	\$0.00	\$0.00	\$2,719.50	\$0.00	\$0.00	\$0.00	\$0.00	\$0.00	\$0.00	\$0.00	\$2,719.50	\$22,280.50
445000 Ayudas sociales a instituciones sin fines de	\$350,000.00	\$0.00	\$3,480.00	\$12,776.00	\$0.00	\$3,480.00	\$0.00	\$0.00	\$0.00	\$0.00	\$0.00	\$0.00	\$0.00	\$35,000.00	\$315,000.00
445001 Subsidios para el Fomento Deportivo	\$350,000.00	\$0.00	\$3,480.00	\$12,776.00	\$0.00	\$3,480.00	\$0.00	\$0.00	\$0.00	\$0.00	\$0.00	\$0.00	\$0.00	\$35,000.00	\$315,000.00
445002 Subsidios a organizaciones diversas	\$100,000.00	\$0.00	\$3,480.00	\$6,480.00	\$0.00	\$3,480.00	\$0.00	\$0.00	\$0.00	\$0.00	\$0.00	\$0.00	\$0.00	\$14,960.00	\$235,040.00
445000 Ayudas sociales a cooperativas	\$902,298.97	\$39,233.67	\$378,439.01	\$478,428.28	\$87,175.52	\$19,171.00	\$73,155.00	\$32,134.68	\$0.00	\$0.00	\$0.00	\$0.00	\$0.00	\$1,015,722.32	-\$23,423.35
445001 Ayudas sociales a cooperativas	\$902,298.97	\$39,233.67	\$378,439.01	\$478,428.28	\$87,175.52	\$19,171.00	\$73,155.00	\$32,134.68	\$0.00	\$0.00	\$0.00	\$0.00	\$0.00	\$1,015,722.32	-\$23,423.35



2016-2020

2016-2020

2016-2020

MUNICIPIO DE FRANCISCO I. MADERO, HIDALGO  
HIDALGO

Analítico Mensual de Egresos Pagados por Fuente de Financiamiento al 31/jul./2020  
(Cuentas con Movimientos)  
(Cifras en pesos y centavos)

Fecha y hora de Impresión 03/sep./2020 02:09 p. m.



Usr: supervisor  
Rep: rptAnaliticoPresupuestoEgresos\_FF

Objeto del Gasto		Presupuesto Vigente	Ene	Feb	Mar	Abr	May	Jun	Jul	Ago	Sep	Oct	Nov	Dic	Total	Diferencia (Vigente - Total)
0000	BIENES MUEBLES, INMUEBLES E IN	\$430,000.00	\$0.00	\$0.00	\$0.00	\$0.00	\$3,790.20	\$19,181.00	\$26,594.14	\$0.00	\$0.00	\$0.00	\$0.00	\$0.00	\$49,665.34	\$380,334.66
0000	Mobiliario y equipo de administración	\$200,000.00	\$0.00	\$0.00	\$0.00	\$0.00	\$0.00	\$19,181.00	\$5,376.60	\$0.00	\$0.00	\$0.00	\$0.00	\$0.00	\$24,557.60	\$175,442.40
1000	Muebles de oficina y estantería	\$150,000.00	\$0.00	\$0.00	\$0.00	\$0.00	\$0.00	\$0.00	\$0.00	\$0.00	\$0.00	\$0.00	\$0.00	\$0.00	\$0.00	\$150,000.00
1001	Muebles de oficina y estantería	\$150,000.00	\$0.00	\$0.00	\$0.00	\$0.00	\$0.00	\$0.00	\$0.00	\$0.00	\$0.00	\$0.00	\$0.00	\$0.00	\$0.00	\$150,000.00
5000	Equipo de cómputo y de tecnología de la i	\$50,000.00	\$0.00	\$0.00	\$0.00	\$0.00	\$0.00	\$19,181.00	\$5,376.60	\$0.00	\$0.00	\$0.00	\$0.00	\$0.00	\$24,557.60	\$25,442.40
5001	Bienes informáticos	\$50,000.00	\$0.00	\$0.00	\$0.00	\$0.00	\$0.00	\$19,181.00	\$5,376.60	\$0.00	\$0.00	\$0.00	\$0.00	\$0.00	\$24,557.60	\$25,442.40
10000	Mobiliario y equipo educacional y recreat	\$28,682.46	\$0.00	\$0.00	\$0.00	\$0.00	\$0.00	\$0.00	\$0.00	\$0.00	\$0.00	\$0.00	\$0.00	\$0.00	\$0.00	\$28,682.46
11000	Equipos y aparatos audiovisuales	\$28,682.46	\$0.00	\$0.00	\$0.00	\$0.00	\$0.00	\$0.00	\$0.00	\$0.00	\$0.00	\$0.00	\$0.00	\$0.00	\$0.00	\$28,682.46
11001	Equipos y aparatos audiovisuales	\$28,682.46	\$0.00	\$0.00	\$0.00	\$0.00	\$0.00	\$0.00	\$0.00	\$0.00	\$0.00	\$0.00	\$0.00	\$0.00	\$0.00	\$28,682.46
10000	Equipo e Instrumental médico y de labora	\$30,000.00	\$0.00	\$0.00	\$0.00	\$0.00	\$0.00	\$0.00	\$0.00	\$0.00	\$0.00	\$0.00	\$0.00	\$0.00	\$0.00	\$30,000.00
11000	Equipo médico y de laboratorio	\$30,000.00	\$0.00	\$0.00	\$0.00	\$0.00	\$0.00	\$0.00	\$0.00	\$0.00	\$0.00	\$0.00	\$0.00	\$0.00	\$0.00	\$30,000.00
11001	Equipo médico y de laboratorio	\$30,000.00	\$0.00	\$0.00	\$0.00	\$0.00	\$0.00	\$0.00	\$0.00	\$0.00	\$0.00	\$0.00	\$0.00	\$0.00	\$0.00	\$30,000.00
30000	Maquinaria, otros equipos y herramientas	\$171,317.54	\$0.00	\$0.00	\$0.00	\$0.00	\$3,790.20	\$0.00	\$21,317.54	\$0.00	\$0.00	\$0.00	\$0.00	\$0.00	\$25,107.74	\$146,209.80
35000	Equipo de comunicación y telecomunicacit	\$21,317.54	\$0.00	\$0.00	\$0.00	\$0.00	\$0.00	\$0.00	\$21,317.54	\$0.00	\$0.00	\$0.00	\$0.00	\$0.00	\$21,317.54	\$0.00
35001	Equipos y Aparatos de Comunicación y Te	\$21,317.54	\$0.00	\$0.00	\$0.00	\$0.00	\$0.00	\$0.00	\$21,317.54	\$0.00	\$0.00	\$0.00	\$0.00	\$0.00	\$21,317.54	\$0.00
37000	Herramientas y máquinas-herramienta	\$150,000.00	\$0.00	\$0.00	\$0.00	\$0.00	\$3,790.20	\$0.00	\$0.00	\$0.00	\$0.00	\$0.00	\$0.00	\$0.00	\$3,790.20	\$146,209.80
37001	Herramientas y Máquinas-Herramientas	\$150,000.00	\$0.00	\$0.00	\$0.00	\$0.00	\$3,790.20	\$0.00	\$0.00	\$0.00	\$0.00	\$0.00	\$0.00	\$0.00	\$3,790.20	\$146,209.80
<b>RECURSOS PROPIOS 2020</b>		<b>\$10,428,033.75</b>	<b>\$505,646.05</b>	<b>\$1,324,553.93</b>	<b>\$1,335,706.08</b>	<b>\$449,575.22</b>	<b>\$242,751.91</b>	<b>\$287,166.55</b>	<b>\$307,395.07</b>	<b>\$0.00</b>	<b>\$0.00</b>	<b>\$0.00</b>	<b>\$0.00</b>	<b>\$0.00</b>	<b>\$4,452,794.81</b>	<b>\$5,975,238.94</b>

1122 BENEFICIARIOS FAISM 2018


00000	DEUDA PUBLICA	\$162,012.14	\$0.00	\$0.00	\$0.00	\$151,248.84	\$10,763.31	\$0.00	\$0.00	\$0.00	\$0.00	\$0.00	\$0.00	\$0.00	\$162,012.15	-\$0.01
90000	Adeudos de ejercicios fiscales anteriores	\$162,012.14	\$0.00	\$0.00	\$0.00	\$151,248.84	\$10,763.31	\$0.00	\$0.00	\$0.00	\$0.00	\$0.00	\$0.00	\$0.00	\$162,012.15	-\$0.01
91000	ADEFAS	\$162,012.14	\$0.00	\$0.00	\$0.00	\$151,248.84	\$10,763.31	\$0.00	\$0.00	\$0.00	\$0.00	\$0.00	\$0.00	\$0.00	\$162,012.15	-\$0.01
91001	Adeudos de ejercicios fiscales anteriores (	\$162,012.14	\$0.00	\$0.00	\$0.00	\$151,248.84	\$10,763.31	\$0.00	\$0.00	\$0.00	\$0.00	\$0.00	\$0.00	\$0.00	\$162,012.15	-\$0.01
<b>BENEFICIARIOS FAISM 2018</b>		<b>\$162,012.14</b>	<b>\$0.00</b>	<b>\$0.00</b>	<b>\$0.00</b>	<b>\$151,248.84</b>	<b>\$10,763.31</b>	<b>\$0.00</b>	<b>\$0.00</b>	<b>\$0.00</b>	<b>\$0.00</b>	<b>\$0.00</b>	<b>\$0.00</b>	<b>\$0.00</b>	<b>\$162,012.15</b>	<b>-\$0.01</b>

1123 BENEFICIARIOS FAISM 2019


00000	INVERSION PUBLICA	\$183,366.68	\$6,133.21	\$7,257.51	\$26,807.52	\$40,300.77	\$0.00	\$13,111.92	\$17,707.91	\$0.00	\$0.00	\$0.00	\$0.00	\$0.00	\$111,318.84	\$72,047.84
10000	Obra pública en bienes de dominio públic	\$183,366.68	\$6,133.21	\$7,257.51	\$26,807.52	\$40,300.77	\$0.00	\$13,111.92	\$17,707.91	\$0.00	\$0.00	\$0.00	\$0.00	\$0.00	\$111,318.84	\$72,047.84
13000	Construcción de obras para el abastecimie	\$25,431.07	\$6,133.21	\$4,948.51	\$0.00	\$2,316.11	\$0.00	\$2,259.35	\$0.00	\$0.00	\$0.00	\$0.00	\$0.00	\$0.00	\$15,657.18	\$9,773.89
13001	Construcción de obras para el abastecimie	\$25,431.07	\$6,133.21	\$4,948.51	\$0.00	\$2,316.11	\$0.00	\$2,259.35	\$0.00	\$0.00	\$0.00	\$0.00	\$0.00	\$0.00	\$15,657.18	\$9,773.89
14000	División de terrenos y construcción de obr	\$118,773.50	\$0.00	\$2,309.00	\$20,542.18	\$24,533.53	\$0.00	\$10,852.57	\$17,707.91	\$0.00	\$0.00	\$0.00	\$0.00	\$0.00	\$75,945.19	\$42,828.31
14001	División de terrenos y construcción de obr	\$118,773.50	\$0.00	\$2,309.00	\$20,542.18	\$24,533.53	\$0.00	\$10,852.57	\$17,707.91	\$0.00	\$0.00	\$0.00	\$0.00	\$0.00	\$75,945.19	\$42,828.31
15000	Construcción de vías de comunicación	\$33,191.69	\$0.00	\$0.00	\$0.00	\$13,451.13	\$0.00	\$0.00	\$0.00	\$0.00	\$0.00	\$0.00	\$0.00	\$0.00	\$13,451.13	\$19,740.56
15001	Construcción de vías de comunicación	\$33,191.69	\$0.00	\$0.00	\$0.00	\$13,451.13	\$0.00	\$0.00	\$0.00	\$0.00	\$0.00	\$0.00	\$0.00	\$0.00	\$13,451.13	\$19,740.56
17000	Instalaciones y equipamiento en construcc	\$5,970.42	\$0.00	\$0.00	\$6,265.34	\$0.00	\$0.00	\$0.00	\$0.00	\$0.00	\$0.00	\$0.00	\$0.00	\$0.00	\$6,265.34	-\$294.92
17001	Instalaciones y equipamiento en construcc	\$5,970.42	\$0.00	\$0.00	\$6,265.34	\$0.00	\$0.00	\$0.00	\$0.00	\$0.00	\$0.00	\$0.00	\$0.00	\$0.00	\$6,265.34	-\$294.92
<b>BENEFICIARIOS FAISM 2019</b>		<b>\$183,366.68</b>	<b>\$6,133.21</b>	<b>\$7,257.51</b>	<b>\$26,807.52</b>	<b>\$40,300.77</b>	<b>\$0.00</b>	<b>\$13,111.92</b>	<b>\$17,707.91</b>	<b>\$0.00</b>	<b>\$0.00</b>	<b>\$0.00</b>	<b>\$0.00</b>	<b>\$0.00</b>	<b>\$111,318.84</b>	<b>\$72,047.84</b>



2016-2020



2016-2020



2016-2020



MUNICIPIO DE FRANCISCO I. MADERO, HIDALGO  
HIDALGO

Analítico Mensual de Egresos Pagados por Fuente de Financiamiento al 31/jul./2020  
(Cuentas con Movimientos)  
(Cifras en pesos y centavos)


Fecha y hora de Impresión | 03/sep./2020  
02:09 p. m.

Usu: supervisor  
Rep: rptAnaliticoPresupuestoEgresos\_FF

Objeto del Gasto	Presupuesto Vigente	Ene	Feb	Mar	Abr	May	Jun	Jul	Ago	Sep	Oct	Nov	Dic	Total	Diferencia (Vigente - Total)
<b>1503 F.G.P. 2019</b>															
10000 SERVICIOS PERSONALES	\$538,960.00	\$0.00	\$0.00	\$538,960.00	\$0.00	\$0.00	\$0.00	\$0.00	\$0.00	\$0.00	\$0.00	\$0.00	\$0.00	\$538,960.00	\$0.00
30000 Otras prestaciones sociales y económica	\$538,960.00	\$0.00	\$0.00	\$538,960.00	\$0.00	\$0.00	\$0.00	\$0.00	\$0.00	\$0.00	\$0.00	\$0.00	\$0.00	\$538,960.00	\$0.00
32000 Indemnizaciones	\$538,960.00	\$0.00	\$0.00	\$538,960.00	\$0.00	\$0.00	\$0.00	\$0.00	\$0.00	\$0.00	\$0.00	\$0.00	\$0.00	\$538,960.00	\$0.00
32001 Indemnizaciones	\$538,960.00	\$0.00	\$0.00	\$538,960.00	\$0.00	\$0.00	\$0.00	\$0.00	\$0.00	\$0.00	\$0.00	\$0.00	\$0.00	\$538,960.00	\$0.00
40000 SERVICIOS GENERALES	\$1,044.00	\$0.00	\$0.00	\$0.00	\$0.00	\$1,044.00	\$0.00	\$0.00	\$0.00	\$0.00	\$0.00	\$0.00	\$0.00	\$1,044.00	\$0.00
40000 Servicios financieros, bancarios y comer	\$1,044.00	\$0.00	\$0.00	\$0.00	\$0.00	\$1,044.00	\$0.00	\$0.00	\$0.00	\$0.00	\$0.00	\$0.00	\$0.00	\$1,044.00	\$0.00
49000 Servicios financieros, bancarios y comer	\$1,044.00	\$0.00	\$0.00	\$0.00	\$0.00	\$1,044.00	\$0.00	\$0.00	\$0.00	\$0.00	\$0.00	\$0.00	\$0.00	\$1,044.00	\$0.00
49001 Servicios financieros, bancarios y comer	\$1,044.00	\$0.00	\$0.00	\$0.00	\$0.00	\$1,044.00	\$0.00	\$0.00	\$0.00	\$0.00	\$0.00	\$0.00	\$0.00	\$1,044.00	\$0.00
00000 TRANSFERENCIAS, ASIGNACIONES	\$133,381.50	\$0.00	\$0.00	\$136,581.72	\$0.00	\$0.00	\$0.00	\$0.00	\$0.00	\$0.00	\$0.00	\$0.00	\$0.00	\$136,581.72	-\$3,200.22
46000 Ayudas sociales	\$133,381.50	\$0.00	\$0.00	\$136,581.72	\$0.00	\$0.00	\$0.00	\$0.00	\$0.00	\$0.00	\$0.00	\$0.00	\$0.00	\$136,581.72	-\$3,200.22
46000 Ayudas sociales a cooperativas	\$133,381.50	\$0.00	\$0.00	\$136,581.72	\$0.00	\$0.00	\$0.00	\$0.00	\$0.00	\$0.00	\$0.00	\$0.00	\$0.00	\$136,581.72	-\$3,200.22
46001 Ayudas sociales a cooperativas	\$133,381.50	\$0.00	\$0.00	\$136,581.72	\$0.00	\$0.00	\$0.00	\$0.00	\$0.00	\$0.00	\$0.00	\$0.00	\$0.00	\$136,581.72	-\$3,200.22
<b>F.G.P. 2019</b>	<b>\$673,385.50</b>	<b>\$0.00</b>	<b>\$0.00</b>	<b>\$675,541.72</b>	<b>\$0.00</b>	<b>\$1,044.00</b>	<b>\$0.00</b>	<b>\$0.00</b>	<b>\$0.00</b>	<b>\$0.00</b>	<b>\$0.00</b>	<b>\$0.00</b>	<b>\$0.00</b>	<b>\$675,585.72</b>	<b>-\$3,200.22</b>
<b>1504 F.F.M. 2019</b>															
00000 INVERSION PUBLICA	\$104,119.41	\$0.00	\$104,119.41	\$0.00	\$0.00	\$0.00	\$0.00	\$0.00	\$0.00	\$0.00	\$0.00	\$0.00	\$0.00	\$104,119.41	\$0.00
10000 Obra pública en bienes de dominio públic	\$104,119.41	\$0.00	\$104,119.41	\$0.00	\$0.00	\$0.00	\$0.00	\$0.00	\$0.00	\$0.00	\$0.00	\$0.00	\$0.00	\$104,119.41	\$0.00
17000 Instalaciones y equipamiento en construcc	\$104,119.41	\$0.00	\$104,119.41	\$0.00	\$0.00	\$0.00	\$0.00	\$0.00	\$0.00	\$0.00	\$0.00	\$0.00	\$0.00	\$104,119.41	\$0.00
17001 Instalaciones y equipamiento en construcc	\$104,119.41	\$0.00	\$104,119.41	\$0.00	\$0.00	\$0.00	\$0.00	\$0.00	\$0.00	\$0.00	\$0.00	\$0.00	\$0.00	\$104,119.41	\$0.00
<b>F.F.M. 2019</b>	<b>\$104,119.41</b>	<b>\$0.00</b>	<b>\$104,119.41</b>	<b>\$0.00</b>	<b>\$0.00</b>	<b>\$0.00</b>	<b>\$0.00</b>	<b>\$0.00</b>	<b>\$0.00</b>	<b>\$0.00</b>	<b>\$0.00</b>	<b>\$0.00</b>	<b>\$0.00</b>	<b>\$104,119.41</b>	<b>\$0.00</b>
<b>1511 F.G.P. 2020</b>															
100000 SERVICIOS PERSONALES	\$22,604,484.98	\$1,474,590.00	\$1,455,406.00	\$1,633,492.02	\$1,462,495.00	\$1,715,017.52	\$1,520,194.66	\$1,864,249.88	\$0.00	\$0.00	\$0.00	\$0.00	\$0.00	\$11,125,445.08	\$11,479,039.90
110000 Remuneraciones al personal de carácter	\$15,328,940.00	\$1,301,442.00	\$1,302,943.00	\$1,307,839.00	\$1,308,898.00	\$1,303,700.00	\$1,286,795.00	\$1,287,190.00	\$0.00	\$0.00	\$0.00	\$0.00	\$0.00	\$9,098,815.00	\$6,230,125.00
111000 Dietas	\$4,064,000.00	\$338,660.00	\$338,660.00	\$338,660.00	\$338,660.00	\$338,660.00	\$321,765.00	\$315,560.00	\$0.00	\$0.00	\$0.00	\$0.00	\$0.00	\$2,330,625.00	\$1,733,375.00
111001 Dietas	\$4,064,000.00	\$338,660.00	\$338,660.00	\$338,660.00	\$338,660.00	\$338,660.00	\$321,765.00	\$315,560.00	\$0.00	\$0.00	\$0.00	\$0.00	\$0.00	\$5,768,190.00	\$4,496,750.00
113000 Sueldos base al personal permanente	\$11,264,940.00	\$962,782.00	\$964,283.00	\$969,179.00	\$970,238.00	\$965,048.00	\$965,030.00	\$971,630.00	\$0.00	\$0.00	\$0.00	\$0.00	\$0.00	\$6,768,190.00	\$4,496,750.00
113001 Sueldos	\$11,264,940.00	\$962,782.00	\$964,283.00	\$969,179.00	\$970,238.00	\$965,048.00	\$965,030.00	\$971,630.00	\$0.00	\$0.00	\$0.00	\$0.00	\$0.00	\$284,777.00	\$668,880.00
120000 Remuneraciones al personal de carácter	\$843,657.00	\$25,840.00	\$49,640.00	\$40,707.00	\$41,940.00	\$32,720.00	\$36,590.00	\$57,340.00	\$0.00	\$0.00	\$0.00	\$0.00	\$0.00	\$284,777.00	\$558,880.00
122000 Sueldos base al personal eventual	\$843,657.00	\$25,840.00	\$49,640.00	\$40,707.00	\$41,940.00	\$32,720.00	\$36,590.00	\$57,340.00	\$0.00	\$0.00	\$0.00	\$0.00	\$0.00	\$284,777.00	\$558,880.00
122003 Lista de Raya	\$843,657.00	\$25,840.00	\$49,640.00	\$40,707.00	\$41,940.00	\$32,720.00	\$36,590.00	\$57,340.00	\$0.00	\$0.00	\$0.00	\$0.00	\$0.00	\$297,464.00	\$3,425,922.00
130000 Remuneraciones adicionales y especiales	\$3,723,386.00	\$71,216.00	\$27,013.00	\$39,504.00	\$35,997.00	\$32,191.00	\$28,244.00	\$63,299.00	\$0.00	\$0.00	\$0.00	\$0.00	\$0.00	\$126,997.00	\$66,574.00
131000 Primas por años de servicios efectivos pre	\$213,571.00	\$18,047.00	\$18,370.00	\$18,370.00	\$18,370.00	\$18,370.00	\$17,594.00	\$17,876.00	\$0.00	\$0.00	\$0.00	\$0.00	\$0.00	\$126,997.00	\$86,574.00
131001 Prima Quinquenal	\$213,571.00	\$18,047.00	\$18,370.00	\$18,370.00	\$18,370.00	\$18,370.00	\$17,594.00	\$17,876.00	\$0.00	\$0.00	\$0.00	\$0.00	\$0.00	\$126,997.00	\$86,574.00
132000 Primas de vacaciones, dominical y gratific	\$1,110,000.00	\$0.00	\$4,599.00	\$18,134.00	\$17,627.00	\$921.00	\$0.00	\$0.00	\$0.00	\$0.00	\$0.00	\$0.00	\$0.00	\$52,498.00	\$3,069,317.00



2016-2020



2016-2020



2016-2020


MUNICIPIO DE FRANCISCO I. MADERO, HIDALGO  
HIDALGO

Analítico Mensual de Egresos Pagados por Fuente de Financiamiento al 31/jul./2020  
(Cuentas con Movimientos)  
(Cifras en pesos y centavos)


Fecha y hora de Impresión: 03/sep./2020 02:09 p. m.

ndetec  
Usr: supervisor  
Rep: rptAnaliticoPresupuestoEgresos\_FF


Objeto del Gasto		Presupuesto Vigente	Ene	Feb	Mar	Abr	May	Jun	Jul	Ago	Sep	Oct	Nov	Dic	Total	Diferencia (Vigente - Total)
0001	Prima de Vacaciones y Dominical	\$238,895.00	\$0.00	\$4,593.00	\$12,134.00	\$1,127.00	\$921.00	\$0.00	\$33,723.00	\$0.00	\$0.00	\$0.00	\$0.00	\$0.00	\$52,498.00	\$186,397.00
0002	Gratificación Anual	\$2,882,920.00	\$0.00	\$0.00	\$0.00	\$0.00	\$0.00	\$0.00	\$0.00	\$0.00	\$0.00	\$0.00	\$0.00	\$0.00	\$0.00	\$2,882,920.00
1000	Compensaciones	\$388,000.00	\$53,169.00	\$4,050.00	\$9,000.00	\$16,500.00	\$12,900.00	\$10,650.00	\$11,700.00	\$0.00	\$0.00	\$0.00	\$0.00	\$0.00	\$117,969.00	\$270,031.00
1001	Compensaciones	\$388,000.00	\$53,169.00	\$4,050.00	\$9,000.00	\$16,500.00	\$12,900.00	\$10,650.00	\$11,700.00	\$0.00	\$0.00	\$0.00	\$0.00	\$0.00	\$117,969.00	\$270,031.00
3000	Otras prestaciones sociales y económica	\$2,708,501.98	\$76,092.00	\$75,910.00	\$245,442.02	\$75,660.00	\$346,398.52	\$168,665.66	\$456,420.88	\$0.00	\$0.00	\$0.00	\$0.00	\$0.00	\$395,412.00	\$259,044.00
1000	Cuotas para el fondo de ahorro y fondo de	\$654,456.00	\$54,484.00	\$56,700.00	\$56,700.00	\$56,700.00	\$56,700.00	\$56,700.00	\$57,428.00	\$0.00	\$0.00	\$0.00	\$0.00	\$0.00	\$395,412.00	\$259,044.00
1001	Cuotas para el fondo de ahorro y fondo de	\$654,456.00	\$54,484.00	\$56,700.00	\$56,700.00	\$56,700.00	\$56,700.00	\$56,700.00	\$57,428.00	\$0.00	\$0.00	\$0.00	\$0.00	\$0.00	\$395,412.00	\$259,044.00
2000	Indemnizaciones	\$1,000,000.00	\$0.00	\$0.00	\$169,782.02	\$0.00	\$270,738.52	\$86,245.66	\$343,312.88	\$0.00	\$0.00	\$0.00	\$0.00	\$0.00	\$870,079.08	\$129,920.92
2001	Indemnizaciones	\$1,000,000.00	\$0.00	\$0.00	\$169,782.02	\$0.00	\$270,738.52	\$86,245.66	\$343,312.88	\$0.00	\$0.00	\$0.00	\$0.00	\$0.00	\$870,079.08	\$129,920.92
3000	Prestaciones y haberes de retiro	\$700,583.98	\$0.00	\$0.00	\$0.00	\$0.00	\$0.00	\$0.00	\$0.00	\$0.00	\$0.00	\$0.00	\$0.00	\$0.00	\$0.00	\$700,583.98
3001	Fondo para Pensiones	\$700,583.98	\$0.00	\$0.00	\$0.00	\$0.00	\$0.00	\$0.00	\$0.00	\$0.00	\$0.00	\$0.00	\$0.00	\$0.00	\$0.00	\$700,583.98
4000	Prestaciones contractuales	\$118,750.00	\$18,960.00	\$18,960.00	\$18,960.00	\$18,960.00	\$18,960.00	\$18,720.00	\$18,930.00	\$0.00	\$0.00	\$0.00	\$0.00	\$0.00	\$132,450.00	-\$13,700.00
4001	Prestaciones establecidas por condiciones	\$118,750.00	\$18,960.00	\$18,960.00	\$18,960.00	\$18,960.00	\$18,960.00	\$18,720.00	\$18,930.00	\$0.00	\$0.00	\$0.00	\$0.00	\$0.00	\$132,450.00	-\$13,700.00
9000	Otras prestaciones sociales y económicas	\$234,712.00	\$2,648.00	\$150.00	\$0.00	\$0.00	\$0.00	\$6,900.00	\$36,750.00	\$0.00	\$0.00	\$0.00	\$0.00	\$0.00	\$46,448.00	\$188,264.00
9002	Otras Prestaciones	\$234,712.00	\$2,648.00	\$150.00	\$0.00	\$0.00	\$0.00	\$6,900.00	\$36,750.00	\$0.00	\$0.00	\$0.00	\$0.00	\$0.00	\$46,448.00	\$188,264.00
0000	<b>MATERIALES Y SUMINISTROS</b>	<b>\$286,062.70</b>	<b>\$0.00</b>	<b>\$0.00</b>	<b>\$0.00</b>	<b>\$15,000.00</b>	<b>\$24,360.00</b>	<b>\$15,487.08</b>	<b>\$267,605.62</b>	<b>\$0.00</b>	<b>\$0.00</b>	<b>\$0.00</b>	<b>\$0.00</b>	<b>\$0.00</b>	<b>\$307,452.70</b>	<b>-\$134,794.20</b>
0000	Materiales de administración, emisión de	\$172,658.50	\$0.00	\$0.00	\$0.00	\$0.00	\$24,360.00	\$4,887.08	\$157,957.78	\$0.00	\$0.00	\$0.00	\$0.00	\$0.00	\$187,204.86	-\$80,076.36
1000	Materiales, útiles y equipos menores de ofi	\$107,128.50	\$0.00	\$0.00	\$0.00	\$0.00	\$0.00	\$4,887.08	\$157,957.78	\$0.00	\$0.00	\$0.00	\$0.00	\$0.00	\$162,844.86	-\$95,716.36
1001	Material de Oficina	\$67,128.50	\$0.00	\$0.00	\$0.00	\$0.00	\$0.00	\$0.00	\$0.00	\$0.00	\$0.00	\$0.00	\$0.00	\$0.00	\$24,360.00	\$15,640.00
1002	Gastos de Oficina	\$40,000.00	\$0.00	\$0.00	\$0.00	\$0.00	\$24,360.00	\$0.00	\$0.00	\$0.00	\$0.00	\$0.00	\$0.00	\$0.00	\$12,135.84	\$7,864.16
12000	Materiales y útiles de impresión y reproduc	\$20,000.00	\$0.00	\$0.00	\$0.00	\$0.00	\$0.00	\$10,600.00	\$1,535.84	\$0.00	\$0.00	\$0.00	\$0.00	\$0.00	\$12,135.84	\$7,864.16
12001	Materiales y Útiles de Impresión	\$20,000.00	\$0.00	\$0.00	\$0.00	\$0.00	\$0.00	\$10,600.00	\$1,535.84	\$0.00	\$0.00	\$0.00	\$0.00	\$0.00	\$12,135.84	\$7,864.16
16000	Material de limpieza	\$45,530.00	\$0.00	\$0.00	\$0.00	\$0.00	\$0.00	\$0.00	\$108,112.00	\$0.00	\$0.00	\$0.00	\$0.00	\$0.00	\$108,112.00	-\$62,582.00
16001	Material de Limpieza	\$45,530.00	\$0.00	\$0.00	\$0.00	\$0.00	\$0.00	\$0.00	\$108,112.00	\$0.00	\$0.00	\$0.00	\$0.00	\$0.00	\$108,112.00	-\$62,582.00
50000	Productos químicos, farmacéuticos y de l	\$78,888.00	\$0.00	\$0.00	\$0.00	\$0.00	\$0.00	\$69,600.00	\$34.80	\$0.00	\$0.00	\$0.00	\$0.00	\$0.00	\$69,634.80	\$9,253.20
54000	Materiales, accesorios y suministros médic	\$78,888.00	\$0.00	\$0.00	\$0.00	\$0.00	\$0.00	\$69,600.00	\$34.80	\$0.00	\$0.00	\$0.00	\$0.00	\$0.00	\$69,634.80	\$9,253.20
54001	Materiales y Suministros Médicos	\$78,888.00	\$0.00	\$0.00	\$0.00	\$0.00	\$0.00	\$69,600.00	\$34.80	\$0.00	\$0.00	\$0.00	\$0.00	\$0.00	\$69,634.80	\$9,253.20
70000	Vestuario, blancos, prendas de protecció	\$29,516.20	\$0.00	\$0.00	\$0.00	\$15,000.00	\$0.00	\$14,516.20	\$1,869.50	\$0.00	\$0.00	\$0.00	\$0.00	\$0.00	\$31,385.70	-\$1,869.50
71000	Vestuario y uniformes	\$29,516.20	\$0.00	\$0.00	\$0.00	\$15,000.00	\$0.00	\$14,516.20	\$1,869.50	\$0.00	\$0.00	\$0.00	\$0.00	\$0.00	\$31,385.70	-\$1,869.50
71001	Vestuario, Uniformes	\$29,516.20	\$0.00	\$0.00	\$0.00	\$15,000.00	\$0.00	\$14,516.20	\$1,869.50	\$0.00	\$0.00	\$0.00	\$0.00	\$0.00	\$31,385.70	-\$1,869.50
90000	Herramientas, refacciones y accesorios n	\$5,000.00	\$0.00	\$0.00	\$0.00	\$0.00	\$0.00	\$784.16	\$634.52	\$0.00	\$0.00	\$0.00	\$0.00	\$0.00	\$1,418.68	\$3,581.32
94000	Refacciones y accesorios menores de equ	\$5,000.00	\$0.00	\$0.00	\$0.00	\$0.00	\$0.00	\$784.16	\$634.52	\$0.00	\$0.00	\$0.00	\$0.00	\$0.00	\$1,418.68	\$3,581.32
94001	Refacciones y accesorios menores de equ	\$5,000.00	\$0.00	\$0.00	\$0.00	\$0.00	\$0.00	\$784.16	\$634.52	\$0.00	\$0.00	\$0.00	\$0.00	\$0.00	\$1,418.68	\$3,581.32
00000	<b>SERVICIOS GENERALES</b>	<b>\$996,011.82</b>	<b>\$106,741.00</b>	<b>\$53,637.00</b>	<b>\$52,568.00</b>	<b>\$155,157.96</b>	<b>\$250,138.18</b>	<b>\$464,921.25</b>	<b>\$177,495.06</b>	<b>\$0.00</b>	<b>\$0.00</b>	<b>\$0.00</b>	<b>\$0.00</b>	<b>\$0.00</b>	<b>\$147,899.82</b>	<b>\$2,000.00</b>
20000	Servicios de arrendamiento	\$149,899.82	\$0.00	\$0.00	\$0.00	\$49,299.94	\$49,299.94	\$49,299.94	\$0.00	\$0.00	\$0.00	\$0.00	\$0.00	\$0.00	\$147,899.82	\$2,000.00
26000	Arrendamiento de maquinaria, otros equip	\$149,899.82	\$0.00	\$0.00	\$0.00	\$49,299.94	\$49,299.94	\$49,299.94	\$0.00	\$0.00	\$0.00	\$0.00	\$0.00	\$0.00	\$147,899.82	\$2,000.00
26001	Arrendamiento de Maquinaria y Equipo	\$149,899.82	\$0.00	\$0.00	\$0.00	\$49,299.94	\$49,299.94	\$49,299.94	\$0.00	\$0.00	\$0.00	\$0.00	\$0.00	\$0.00	\$147,899.82	\$2,000.00
140000	Servicios financieros, bancarios y comer	\$5,000.00	\$0.00	\$0.00	\$0.00	\$0.00	\$0.00	\$0.00	\$0.00	\$0.00	\$0.00	\$0.00	\$0.00	\$0.00	\$0.00	\$5,000.00
148000	Servicios financieros, bancarios y comerc	\$5,000.00	\$0.00	\$0.00	\$0.00	\$0.00	\$0.00	\$0.00	\$0.00	\$0.00	\$0.00	\$0.00	\$0.00	\$0.00	\$0.00	\$5,000.00
148001	Servicios financieros, bancarios y comerc	\$5,000.00	\$0.00	\$0.00	\$0.00	\$0.00	\$0.00	\$0.00	\$0.00	\$0.00	\$0.00	\$0.00	\$0.00	\$0.00	\$0.00	\$5,000.00



2016-2020



2016-2020



2016-2020

MUNICIPIO DE FRANCISCO I. MADERO, HIDALGO  
HIDALGO

Analítico Mensual de Egresos Pagados por Fuente de Financiamiento al 31/jul./2020  
(Cuentas con Movimientos)  
(Cifras en pesos y centavos)

Fecha y hora de Impresión 03/sep./2020 02:09 p. m.




Utr: supervisor  
Rep: rptAnaliticoPresupuestoEgresos\_FF

Objeto del Gasto		Presupuesto Vigente	Ene	Feb	Mar	Abr	May	Jun	Jul	Ago	Sep	Oct	Nov	Dic	Total	Diferencia (Vigente - Total)
0000	Servicios de instalación, reparación, man	\$110,000.00	\$0.00	\$0.00	\$0.00	\$52,264.02	\$147,844.24	\$306,091.31	\$103,768.06	\$0.00	\$0.00	\$0.00	\$0.00	\$0.00	\$609,965.63	-\$499,965.63
1000	Conservación y mantenimiento menor de i	\$10,000.00	\$0.00	\$0.00	\$0.00	\$0.00	\$0.00	\$11,764.02	\$5,777.00	\$0.00	\$0.00	\$0.00	\$0.00	\$0.00	\$17,541.02	-\$7,541.02
1001	Conservación y mantenimiento menor de i	\$10,000.00	\$0.00	\$0.00	\$0.00	\$0.00	\$0.00	\$11,764.02	\$5,777.00	\$0.00	\$0.00	\$0.00	\$0.00	\$0.00	\$17,541.02	-\$7,541.02
5000	Reparación y mantenimiento de equipo de	\$100,000.00	\$0.00	\$0.00	\$0.00	\$52,264.02	\$147,844.24	\$294,327.29	\$97,989.06	\$0.00	\$0.00	\$0.00	\$0.00	\$0.00	\$592,424.61	-\$492,424.61
5001	Mantenimiento de Vehículos	\$100,000.00	\$0.00	\$0.00	\$0.00	\$52,264.02	\$147,844.24	\$294,327.29	\$97,989.06	\$0.00	\$0.00	\$0.00	\$0.00	\$0.00	\$592,424.61	-\$492,424.61
10000	Servicios oficiales	\$21,112.00	\$0.00	\$0.00	\$0.00	\$0.00	\$0.00	\$0.00	\$21,112.00	\$0.00	\$0.00	\$0.00	\$0.00	\$0.00	\$21,112.00	\$0.00
12000	Gastos de orden social y cultural	\$21,112.00	\$0.00	\$0.00	\$0.00	\$0.00	\$0.00	\$0.00	\$21,112.00	\$0.00	\$0.00	\$0.00	\$0.00	\$0.00	\$21,112.00	\$0.00
12001	Gastos de orden social	\$21,112.00	\$0.00	\$0.00	\$0.00	\$0.00	\$0.00	\$0.00	\$21,112.00	\$0.00	\$0.00	\$0.00	\$0.00	\$0.00	\$21,112.00	\$0.00
10000	Otros servicios generales	\$710,000.00	\$106,741.00	\$53,637.00	\$52,568.00	\$53,594.00	\$52,994.00	\$109,530.00	\$52,617.00	\$0.00	\$0.00	\$0.00	\$0.00	\$0.00	\$481,681.00	\$228,319.00
12000	Impuestos y derechos	\$60,000.00	\$0.00	\$0.00	\$0.00	\$0.00	\$0.00	\$57,150.00	\$0.00	\$0.00	\$0.00	\$0.00	\$0.00	\$0.00	\$57,150.00	\$2,850.00
12005	Pago de otros impuestos	\$60,000.00	\$0.00	\$0.00	\$0.00	\$0.00	\$0.00	\$57,150.00	\$0.00	\$0.00	\$0.00	\$0.00	\$0.00	\$0.00	\$57,150.00	\$2,850.00
36000	Impuesto sobre nóminas y otros que se de	\$650,000.00	\$106,741.00	\$53,637.00	\$52,568.00	\$53,594.00	\$52,994.00	\$109,530.00	\$52,617.00	\$0.00	\$0.00	\$0.00	\$0.00	\$0.00	\$424,531.00	\$225,469.00
36001	Impuesto sobre nóminas y otros que se de	\$650,000.00	\$106,741.00	\$53,637.00	\$52,568.00	\$53,594.00	\$52,994.00	\$109,530.00	\$52,617.00	\$0.00	\$0.00	\$0.00	\$0.00	\$0.00	\$424,531.00	\$225,469.00
30000	TRANSFERENCIAS, ASIGNACIONES	\$1,622,803.00	\$54,098.00	\$54,098.00	\$53,948.00	\$177,344.99	\$1,026,245.66	\$670,077.80	\$522,020.69	\$0.00	\$0.00	\$0.00	\$0.00	\$0.00	\$382,056.00	\$217,944.00
10000	Transferencias internas y asignaciones a	\$600,000.00	\$54,098.00	\$54,098.00	\$53,948.00	\$55,028.00	\$54,778.00	\$55,028.00	\$55,078.00	\$0.00	\$0.00	\$0.00	\$0.00	\$0.00	\$382,056.00	\$217,944.00
15000	Transferencias internas otorgadas a entide	\$600,000.00	\$54,098.00	\$54,098.00	\$53,948.00	\$55,028.00	\$54,778.00	\$55,028.00	\$55,078.00	\$0.00	\$0.00	\$0.00	\$0.00	\$0.00	\$382,056.00	\$217,944.00
15001	Transferencias internas otorgadas a entide	\$600,000.00	\$54,098.00	\$54,098.00	\$53,948.00	\$55,028.00	\$54,778.00	\$55,028.00	\$55,078.00	\$0.00	\$0.00	\$0.00	\$0.00	\$0.00	\$382,056.00	\$217,944.00
40000	Ayudas sociales	\$1,022,803.00	\$0.00	\$0.00	\$0.00	\$122,316.99	\$971,467.66	\$615,049.80	\$466,842.69	\$0.00	\$0.00	\$0.00	\$0.00	\$0.00	\$2,175,777.14	-\$1,152,974.14
41000	Ayudas sociales a personas	\$172,803.00	\$0.00	\$0.00	\$0.00	\$0.00	\$0.00	\$52,529.52	\$26,654.20	\$0.00	\$0.00	\$0.00	\$0.00	\$0.00	\$79,183.72	\$93,619.28
41001	Ayudas sociales a personas	\$172,803.00	\$0.00	\$0.00	\$0.00	\$0.00	\$0.00	\$52,529.52	\$26,654.20	\$0.00	\$0.00	\$0.00	\$0.00	\$0.00	\$79,183.72	\$93,619.28
43000	Ayudas sociales a instituciones de enseña	\$250,000.00	\$0.00	\$0.00	\$0.00	\$0.00	\$0.00	\$31,197.85	\$34,568.37	\$0.00	\$0.00	\$0.00	\$0.00	\$0.00	\$65,766.22	\$184,233.78
43001	Ayudas sociales a instituciones de enseña	\$250,000.00	\$0.00	\$0.00	\$0.00	\$0.00	\$0.00	\$31,197.85	\$34,568.37	\$0.00	\$0.00	\$0.00	\$0.00	\$0.00	\$65,766.22	\$184,233.78
45000	Ayudas sociales a instituciones sin fines de	\$50,000.00	\$0.00	\$0.00	\$0.00	\$0.00	\$0.00	\$9,761.40	\$13,934.50	\$0.00	\$0.00	\$0.00	\$0.00	\$0.00	\$23,695.90	\$26,304.10
45001	Ayudas sociales a instituciones sin fines de	\$50,000.00	\$0.00	\$0.00	\$0.00	\$0.00	\$0.00	\$9,761.40	\$13,934.50	\$0.00	\$0.00	\$0.00	\$0.00	\$0.00	\$23,695.90	\$26,304.10
45001	Subsidios para el Fomento Deportivo	\$40,000.00	\$0.00	\$0.00	\$0.00	\$0.00	\$0.00	\$0.00	\$13,934.50	\$0.00	\$0.00	\$0.00	\$0.00	\$0.00	\$13,934.50	-\$3,934.50
45002	Subsidios a organizaciones diversas	\$10,000.00	\$0.00	\$0.00	\$0.00	\$0.00	\$0.00	\$0.00	\$0.00	\$0.00	\$0.00	\$0.00	\$0.00	\$0.00	\$0.00	\$0.00
46000	Ayudas sociales a cooperativas	\$550,000.00	\$0.00	\$0.00	\$0.00	\$122,316.99	\$971,467.66	\$521,561.03	\$391,785.62	\$0.00	\$0.00	\$0.00	\$0.00	\$0.00	\$2,007,131.30	-\$1,457,131.30
46001	Ayudas sociales a cooperativas	\$550,000.00	\$0.00	\$0.00	\$0.00	\$122,316.99	\$971,467.66	\$521,561.03	\$391,785.62	\$0.00	\$0.00	\$0.00	\$0.00	\$0.00	\$2,007,131.30	-\$1,457,131.30
46001	Ayudas sociales a cooperativas	\$672,341.50	\$0.00	\$0.00	\$0.00	\$0.00	\$672,341.50	\$0.00	\$0.00	\$0.00	\$0.00	\$0.00	\$0.00	\$0.00	\$672,341.50	\$0.00
300000	BIENES MUEBLES, INMUEBLES E IN	\$672,341.50	\$0.00	\$0.00	\$0.00	\$0.00	\$672,341.50	\$0.00	\$0.00	\$0.00	\$0.00	\$0.00	\$0.00	\$0.00	\$672,341.50	\$0.00
380000	Bienes inmuebles	\$672,341.50	\$0.00	\$0.00	\$0.00	\$0.00	\$672,341.50	\$0.00	\$0.00	\$0.00	\$0.00	\$0.00	\$0.00	\$0.00	\$672,341.50	\$0.00
381000	Terrenos	\$672,341.50	\$0.00	\$0.00	\$0.00	\$0.00	\$672,341.50	\$0.00	\$0.00	\$0.00	\$0.00	\$0.00	\$0.00	\$0.00	\$672,341.50	\$0.00
381001	Terrenos	\$672,341.50	\$0.00	\$0.00	\$0.00	\$0.00	\$672,341.50	\$0.00	\$0.00	\$0.00	\$0.00	\$0.00	\$0.00	\$0.00	\$672,341.50	\$0.00
300000	INVERSION PUBLICA	\$1,000,000.00	\$0.00	\$0.00	\$0.00	\$1,312,090.40	\$0.00	\$0.00	\$0.00	\$0.00	\$0.00	\$0.00	\$0.00	\$0.00	\$1,312,090.40	-\$312,090.40
310000	Obra pública en bienes de dominio públic	\$1,000,000.00	\$0.00	\$0.00	\$0.00	\$1,312,090.40	\$0.00	\$0.00	\$0.00	\$0.00	\$0.00	\$0.00	\$0.00	\$0.00	\$1,312,090.40	-\$312,090.40
317000	Instalaciones y equipamiento en construcc	\$1,000,000.00	\$0.00	\$0.00	\$0.00	\$1,312,090.40	\$0.00	\$0.00	\$0.00	\$0.00	\$0.00	\$0.00	\$0.00	\$0.00	\$1,312,090.40	-\$312,090.40
317001	Instalaciones y equipamiento en construcc	\$1,000,000.00	\$0.00	\$0.00	\$0.00	\$1,312,090.40	\$0.00	\$0.00	\$0.00	\$0.00	\$0.00	\$0.00	\$0.00	\$0.00	\$1,312,090.40	-\$312,090.40
F.G.P. 2020		\$27,161,704.00	\$1,635,429.00	\$1,563,141.00	\$1,740,008.02	\$3,122,088.35	\$3,688,102.86	\$2,755,581.15	\$2,833,910.07	\$0.00	\$0.00	\$0.00	\$0.00	\$0.00	\$17,338,260.45	\$9,843,443.55

1512 F.F.M. 2020

500000	BIENES MUEBLES, INMUEBLES E IN	\$2,223,000.00	\$0.00	\$0.00	\$0.00	\$0.00	\$0.00	\$0.00	\$0.00	\$0.00	\$0.00	\$0.00	\$0.00	\$0.00	\$0.00	\$2,223,120.00
--------	--------------------------------	----------------	--------	--------	--------	--------	--------	--------	--------	--------	--------	--------	--------	--------	--------	----------------





MUNICIPIO DE FRANCISCO I. MADERO, HIDALGO  
HIDALGO

Analítico Mensual de Egresos Pagados por Fuente de Financiamiento al 31/jul./2020  
(Cuentas con Movimientos)  
(Cifras en pesos y centavos)

Fecha y hora de impresión | 03/sep./2020  
02:09 p. m.

Usr: supervisor  
Rep: rptAnaliticoPresupuestoEgresos\_FF

Objeto del Gasto		Presupuesto Vigente	Ene	Feb	Mar	Abr	May	Jun	Jul	Ago	Sep	Oct	Nov	Dic	Total	Diferencia (Vigente - Total)
0000	Bienes inmuebles	\$2,223,120.00	\$0.00	\$0.00	\$0.00	\$0.00	\$0.00	\$0.00	\$0.00	\$0.00	\$0.00	\$0.00	\$0.00	\$0.00	\$0.00	\$2,223,120.00
1000	Terrenos	\$2,223,120.00	\$0.00	\$0.00	\$0.00	\$0.00	\$0.00	\$0.00	\$0.00	\$0.00	\$0.00	\$0.00	\$0.00	\$0.00	\$0.00	\$2,223,120.00
1001	Terrenos	\$2,223,120.00	\$0.00	\$0.00	\$0.00	\$0.00	\$0.00	\$0.00	\$0.00	\$0.00	\$0.00	\$0.00	\$0.00	\$0.00	\$0.00	\$2,223,120.00
0000	<b>INVERSION PUBLICA</b>	<b>\$10,171,868.00</b>	<b>\$0.00</b>	<b>\$0.00</b>	<b>\$0.00</b>	<b>\$992,894.32</b>	<b>\$2,473,676.75</b>	<b>\$1,228,550.35</b>	<b>\$1,509,928.93</b>	<b>\$0.00</b>	<b>\$0.00</b>	<b>\$0.00</b>	<b>\$0.00</b>	<b>\$0.00</b>	<b>\$6,205,050.35</b>	<b>\$3,966,817.65</b>
0000	Obra pública en bienes de dominio público	\$2,957,395.00	\$0.00	\$0.00	\$0.00	\$992,894.32	\$2,473,676.75	\$1,228,550.35	\$1,509,928.93	\$0.00	\$0.00	\$0.00	\$0.00	\$0.00	\$6,205,050.35	-\$3,247,655.35
15000	Construcción de vías de comunicación	\$2,957,395.00	\$0.00	\$0.00	\$0.00	\$992,894.32	\$2,473,676.75	\$1,228,550.35	\$1,509,928.93	\$0.00	\$0.00	\$0.00	\$0.00	\$0.00	\$6,205,050.35	-\$3,247,655.35
15001	Construcción de vías de comunicación	\$2,957,395.00	\$0.00	\$0.00	\$0.00	\$992,894.32	\$2,473,676.75	\$1,228,550.35	\$1,509,928.93	\$0.00	\$0.00	\$0.00	\$0.00	\$0.00	\$6,205,050.35	-\$3,247,655.35
20000	Obra pública en bienes propios	\$7,214,473.00	\$0.00	\$0.00	\$0.00	\$0.00	\$0.00	\$0.00	\$0.00	\$0.00	\$0.00	\$0.00	\$0.00	\$0.00	\$0.00	\$7,214,473.00
24000	División de terrenos y construcción de obr	\$5,472,332.00	\$0.00	\$0.00	\$0.00	\$0.00	\$0.00	\$0.00	\$0.00	\$0.00	\$0.00	\$0.00	\$0.00	\$0.00	\$0.00	\$5,472,332.00
24001	División de terrenos y construcción de obr	\$5,472,332.00	\$0.00	\$0.00	\$0.00	\$0.00	\$0.00	\$0.00	\$0.00	\$0.00	\$0.00	\$0.00	\$0.00	\$0.00	\$0.00	\$5,472,332.00
27000	Instalaciones y equipamiento en construcc	\$1,742,141.00	\$0.00	\$0.00	\$0.00	\$0.00	\$0.00	\$0.00	\$0.00	\$0.00	\$0.00	\$0.00	\$0.00	\$0.00	\$0.00	\$1,742,141.00
27001	Instalaciones y equipamiento en construcc	\$1,742,141.00	\$0.00	\$0.00	\$0.00	\$0.00	\$0.00	\$0.00	\$0.00	\$0.00	\$0.00	\$0.00	\$0.00	\$0.00	\$0.00	\$1,742,141.00
<b>F.F.M. 2020</b>		<b>\$12,394,988.00</b>	<b>\$0.00</b>	<b>\$0.00</b>	<b>\$0.00</b>	<b>\$992,894.32</b>	<b>\$2,473,676.75</b>	<b>\$1,228,550.35</b>	<b>\$1,509,928.93</b>	<b>\$0.00</b>	<b>\$0.00</b>	<b>\$0.00</b>	<b>\$0.00</b>	<b>\$0.00</b>	<b>\$6,205,050.35</b>	<b>\$6,189,937.85</b>

**1513 IEPS-TABACOS 2020**

00000	<b>SERVICIOS PERSONALES</b>	<b>\$584,205.00</b>	<b>\$0.00</b>	<b>\$0.00</b>	<b>\$0.00</b>	<b>\$0.00</b>	<b>\$0.00</b>	<b>\$0.00</b>	<b>\$0.00</b>	<b>\$0.00</b>	<b>\$0.00</b>	<b>\$0.00</b>	<b>\$0.00</b>	<b>\$0.00</b>	<b>\$0.00</b>	<b>\$584,205.00</b>
30000	Remuneraciones adicionales y especiales	\$584,205.00	\$0.00	\$0.00	\$0.00	\$0.00	\$0.00	\$0.00	\$0.00	\$0.00	\$0.00	\$0.00	\$0.00	\$0.00	\$0.00	\$584,205.00
32000	Primas de vacaciones, dominical y gratifica	\$584,205.00	\$0.00	\$0.00	\$0.00	\$0.00	\$0.00	\$0.00	\$0.00	\$0.00	\$0.00	\$0.00	\$0.00	\$0.00	\$0.00	\$584,205.00
32002	Gratificación Anual	\$584,205.00	\$0.00	\$0.00	\$0.00	\$0.00	\$0.00	\$0.00	\$0.00	\$0.00	\$0.00	\$0.00	\$0.00	\$0.00	\$0.00	\$584,205.00
<b>IEPS-TABACOS 2020</b>		<b>\$584,205.00</b>	<b>\$0.00</b>	<b>\$0.00</b>	<b>\$0.00</b>	<b>\$0.00</b>	<b>\$0.00</b>	<b>\$0.00</b>	<b>\$0.00</b>	<b>\$0.00</b>	<b>\$0.00</b>	<b>\$0.00</b>	<b>\$0.00</b>	<b>\$0.00</b>	<b>\$0.00</b>	<b>\$584,205.00</b>



**1514 IEPS GASOLINAS 2020**

00000	<b>SERVICIOS PERSONALES</b>	<b>\$1,217,000.00</b>	<b>\$0.00</b>	<b>\$0.00</b>	<b>\$0.00</b>	<b>\$0.00</b>	<b>\$0.00</b>	<b>\$0.00</b>	<b>\$0.00</b>	<b>\$0.00</b>	<b>\$0.00</b>	<b>\$0.00</b>	<b>\$0.00</b>	<b>\$0.00</b>	<b>\$0.00</b>	<b>\$1,217,000.00</b>
30000	Remuneraciones adicionales y especiales	\$1,217,000.00	\$0.00	\$0.00	\$0.00	\$0.00	\$0.00	\$0.00	\$0.00	\$0.00	\$0.00	\$0.00	\$0.00	\$0.00	\$0.00	\$1,217,000.00
32000	Primas de vacaciones, dominical y gratifica	\$1,217,000.00	\$0.00	\$0.00	\$0.00	\$0.00	\$0.00	\$0.00	\$0.00	\$0.00	\$0.00	\$0.00	\$0.00	\$0.00	\$0.00	\$1,217,000.00
32002	Gratificación Anual	\$1,217,000.00	\$0.00	\$0.00	\$0.00	\$0.00	\$0.00	\$0.00	\$0.00	\$0.00	\$0.00	\$0.00	\$0.00	\$0.00	\$0.00	\$1,217,000.00
<b>IEPS GASOLINAS 2020</b>		<b>\$1,217,000.00</b>	<b>\$0.00</b>	<b>\$0.00</b>	<b>\$0.00</b>	<b>\$0.00</b>	<b>\$0.00</b>	<b>\$0.00</b>	<b>\$0.00</b>	<b>\$0.00</b>	<b>\$0.00</b>	<b>\$0.00</b>	<b>\$0.00</b>	<b>\$0.00</b>	<b>\$0.00</b>	<b>\$1,217,000.00</b>

**1515 ISAN 2020**

100000	<b>SERVICIOS PERSONALES</b>	<b>\$214,799.00</b>	<b>\$0.00</b>	<b>\$0.00</b>	<b>\$0.00</b>	<b>\$0.00</b>	<b>\$0.00</b>	<b>\$0.00</b>	<b>\$0.00</b>	<b>\$0.00</b>	<b>\$0.00</b>	<b>\$0.00</b>	<b>\$0.00</b>	<b>\$0.00</b>	<b>\$0.00</b>	<b>\$214,799.00</b>
130000	Remuneraciones adicionales y especiales	\$214,799.00	\$0.00	\$0.00	\$0.00	\$0.00	\$0.00	\$0.00	\$0.00	\$0.00	\$0.00	\$0.00	\$0.00	\$0.00	\$0.00	\$214,799.00
132000	Primas de vacaciones, dominical y gratifica	\$214,799.00	\$0.00	\$0.00	\$0.00	\$0.00	\$0.00	\$0.00	\$0.00	\$0.00	\$0.00	\$0.00	\$0.00	\$0.00	\$0.00	\$214,799.00
132002	Gratificación Anual	\$214,799.00	\$0.00	\$0.00	\$0.00	\$0.00	\$0.00	\$0.00	\$0.00	\$0.00	\$0.00	\$0.00	\$0.00	\$0.00	\$0.00	\$214,799.00
<b>ISAN 2020</b>		<b>\$214,799.00</b>	<b>\$0.00</b>	<b>\$0.00</b>	<b>\$0.00</b>	<b>\$0.00</b>	<b>\$0.00</b>	<b>\$0.00</b>	<b>\$0.00</b>	<b>\$0.00</b>	<b>\$0.00</b>	<b>\$0.00</b>	<b>\$0.00</b>	<b>\$0.00</b>	<b>\$0.00</b>	<b>\$214,799.00</b>

**1516 FOFIS 2020**



2016-2020

2016-2020

2016-2020



MUNICIPIO DE FRANCISCO I. MADERO, HIDALGO  
HIDALGO

Analítico Mensual de Egresos Pagados por Fuente de Financiamiento al 31/jul./2020  
(Cuentas con Movimientos)  
(Cifras en pesos y centavos)

Fecha y hora de Impresión 03/sep./2020 02:09 p. m.



Usr: supervisor  
Rep: rptAnaliticoPresupuestoEgresos\_FF


Objeto del Gasto	Presupuesto Vigente	Ene	Feb	Mar	Abr	May	Jun	Jul	Ago	Sep	Oct	Nov	Dic	Total	Diferencia (Vigente - Total)
<b>0000 SERVICIOS PERSONALES</b>	\$975,470.00	\$0.00	\$0.00	\$0.00	\$0.00	\$0.00	\$0.00	\$0.00	\$0.00	\$0.00	\$0.00	\$0.00	\$0.00	\$0.00	\$975,470.00
0000 Remuneraciones adicionales y especiales	\$975,470.00	\$0.00	\$0.00	\$0.00	\$0.00	\$0.00	\$0.00	\$0.00	\$0.00	\$0.00	\$0.00	\$0.00	\$0.00	\$0.00	\$975,470.00
2000 Primas de vacaciones, dominical y gratific	\$975,470.00	\$0.00	\$0.00	\$0.00	\$0.00	\$0.00	\$0.00	\$0.00	\$0.00	\$0.00	\$0.00	\$0.00	\$0.00	\$0.00	\$975,470.00
2002 Gratificación Anual	\$975,470.00	\$0.00	\$0.00	\$0.00	\$0.00	\$0.00	\$0.00	\$0.00	\$0.00	\$0.00	\$0.00	\$0.00	\$0.00	\$0.00	\$975,470.00
<b>FOFIS 2020</b>	\$975,470.00	\$0.00	\$0.00	\$0.00	\$0.00	\$0.00	\$0.00	\$0.00	\$0.00	\$0.00	\$0.00	\$0.00	\$0.00	\$0.00	\$975,470.00
<b>1517 CISAN 2020</b>	\$44,277.00	\$0.00	\$0.00	\$0.00	\$0.00	\$0.00	\$0.00	\$0.00	\$0.00	\$0.00	\$0.00	\$0.00	\$0.00	\$0.00	\$44,277.00
10000 Remuneraciones adicionales y especiales	\$44,277.00	\$0.00	\$0.00	\$0.00	\$0.00	\$0.00	\$0.00	\$0.00	\$0.00	\$0.00	\$0.00	\$0.00	\$0.00	\$0.00	\$44,277.00
12000 Primas de vacaciones, dominical y gratific	\$44,277.00	\$0.00	\$0.00	\$0.00	\$0.00	\$0.00	\$0.00	\$0.00	\$0.00	\$0.00	\$0.00	\$0.00	\$0.00	\$0.00	\$44,277.00
12002 Gratificación Anual	\$44,277.00	\$0.00	\$0.00	\$0.00	\$0.00	\$0.00	\$0.00	\$0.00	\$0.00	\$0.00	\$0.00	\$0.00	\$0.00	\$0.00	\$44,277.00
<b>CISAN 2020</b>	\$44,277.00	\$0.00	\$0.00	\$0.00	\$0.00	\$0.00	\$0.00	\$0.00	\$0.00	\$0.00	\$0.00	\$0.00	\$0.00	\$0.00	\$44,277.00
<b>2516 FAISM 2019</b>	\$5,075,082.98	\$1,945,616.88	\$2,923,686.30	\$2,291,155.79	\$35,738.18	\$0.00	\$0.00	\$2,513.98	\$0.00	\$0.00	\$0.00	\$0.00	\$0.00	\$7,198,711.13	-\$2,123,628.15
10000 OBRA PÚBLICA EN BIENES DE DOMINIO PÚBLICO	\$5,075,082.98	\$1,945,616.88	\$2,923,686.30	\$2,291,155.79	\$35,738.18	\$0.00	\$0.00	\$2,513.98	\$0.00	\$0.00	\$0.00	\$0.00	\$0.00	\$7,198,711.13	-\$2,123,628.15
13000 Construcción de obras para el abastecimie	\$1,835,174.59	\$319,368.64	\$974,899.73	\$1,323,311.86	\$0.00	\$0.00	\$0.00	\$2,513.98	\$0.00	\$0.00	\$0.00	\$0.00	\$0.00	\$2,620,094.21	-\$784,919.62
13001 Construcción de obras para el abastecimie	\$1,835,174.59	\$319,368.64	\$974,899.73	\$1,323,311.86	\$0.00	\$0.00	\$0.00	\$2,513.98	\$0.00	\$0.00	\$0.00	\$0.00	\$0.00	\$2,620,094.21	-\$784,919.62
14000 División de terrenos y construcción de obr	\$1,099,320.45	\$1,203,877.25	\$189,633.91	\$110,572.27	\$20,282.21	\$0.00	\$0.00	\$0.00	\$0.00	\$0.00	\$0.00	\$0.00	\$0.00	\$1,524,365.64	-\$425,045.19
14001 División de terrenos y construcción de obr	\$1,099,320.45	\$1,203,877.25	\$189,633.91	\$110,572.27	\$20,282.21	\$0.00	\$0.00	\$0.00	\$0.00	\$0.00	\$0.00	\$0.00	\$0.00	\$1,524,365.64	-\$425,045.19
15000 Construcción de vías de comunicación	\$958,526.79	\$0.00	\$1,336,036.84	\$17,831.18	\$15,455.97	\$0.00	\$0.00	\$0.00	\$0.00	\$0.00	\$0.00	\$0.00	\$0.00	\$1,369,323.99	-\$410,797.20
15001 Construcción de vías de comunicación	\$958,526.79	\$0.00	\$1,336,036.84	\$17,831.18	\$15,455.97	\$0.00	\$0.00	\$0.00	\$0.00	\$0.00	\$0.00	\$0.00	\$0.00	\$1,369,323.99	-\$410,797.20
17000 Instalaciones y equipamiento en construcc	\$1,182,061.15	\$422,370.99	\$423,115.82	\$839,440.48	\$0.00	\$0.00	\$0.00	\$0.00	\$0.00	\$0.00	\$0.00	\$0.00	\$0.00	\$1,684,927.29	-\$502,866.14
17001 Instalaciones y equipamiento en construcc	\$1,182,061.15	\$422,370.99	\$423,115.82	\$839,440.48	\$0.00	\$0.00	\$0.00	\$0.00	\$0.00	\$0.00	\$0.00	\$0.00	\$0.00	\$1,684,927.29	-\$502,866.14
<b>FAISM 2019</b>	\$5,075,082.98	\$1,945,616.88	\$2,923,686.30	\$2,291,155.79	\$35,738.18	\$0.00	\$0.00	\$2,513.98	\$0.00	\$0.00	\$0.00	\$0.00	\$0.00	\$7,198,711.13	-\$2,123,628.15
<b>2520 FAISM 2020</b>	\$13,053,390.00	\$0.00	\$0.00	\$0.00	\$0.00	\$0.00	\$0.00	\$0.00	\$0.00	\$0.00	\$0.00	\$0.00	\$0.00	\$0.00	\$13,053,390.00
10000 OBRA PÚBLICA EN BIENES DE DOMINIO PÚBLICO	\$13,053,390.00	\$0.00	\$0.00	\$0.00	\$0.00	\$0.00	\$0.00	\$0.00	\$0.00	\$0.00	\$0.00	\$0.00	\$0.00	\$0.00	\$13,053,390.00
113000 Construcción de obras para el abastecimie	\$1,118,777.00	\$0.00	\$0.00	\$0.00	\$0.00	\$0.00	\$0.00	\$0.00	\$0.00	\$0.00	\$0.00	\$0.00	\$0.00	\$0.00	\$1,118,777.00
113001 Construcción de obras para el abastecimie	\$1,118,777.00	\$0.00	\$0.00	\$0.00	\$0.00	\$0.00	\$0.00	\$0.00	\$0.00	\$0.00	\$0.00	\$0.00	\$0.00	\$0.00	\$1,118,777.00
114000 División de terrenos y construcción de obr	\$8,977,318.00	\$0.00	\$0.00	\$0.00	\$0.00	\$0.00	\$0.00	\$0.00	\$0.00	\$0.00	\$0.00	\$0.00	\$0.00	\$0.00	\$8,977,318.00
114001 División de terrenos y construcción de obr	\$8,977,318.00	\$0.00	\$0.00	\$0.00	\$0.00	\$0.00	\$0.00	\$0.00	\$0.00	\$0.00	\$0.00	\$0.00	\$0.00	\$0.00	\$8,977,318.00
115000 Construcción de vías de comunicación	\$1,957,295.00	\$0.00	\$0.00	\$0.00	\$0.00	\$0.00	\$0.00	\$0.00	\$0.00	\$0.00	\$0.00	\$0.00	\$0.00	\$0.00	\$1,957,295.00
115001 Construcción de vías de comunicación	\$1,957,295.00	\$0.00	\$0.00	\$0.00	\$0.00	\$0.00	\$0.00	\$0.00	\$0.00	\$0.00	\$0.00	\$0.00	\$0.00	\$0.00	\$1,957,295.00
117000 Instalaciones y equipamiento en construcc	\$1,000,000.00	\$0.00	\$0.00	\$0.00	\$0.00	\$0.00	\$0.00	\$0.00	\$0.00	\$0.00	\$0.00	\$0.00	\$0.00	\$0.00	\$1,000,000.00
117001 Instalaciones y equipamiento en construcc	\$1,000,000.00	\$0.00	\$0.00	\$0.00	\$0.00	\$0.00	\$0.00	\$0.00	\$0.00	\$0.00	\$0.00	\$0.00	\$0.00	\$0.00	\$1,000,000.00



2016-2020



2016-2020



2016-2020

MUNICIPIO DE FRANCISCO I. MADERO, HIDALGO  
HIDALGO




Análítico Mensual de Egresos Pagados por Fuente de Financiamiento al 31/jul./2020  
(Cuentas con Movimientos)  
(Cifras en pesos y centavos)

Fecha y hora de impresión: 03/sep./2020 02:09 p. m.



Usr: supervisor  
Rep: rptAnaliticoPresupuestoEgresos\_FF

Objeto del Gasto	Presupuesto Vigente	Ene	Feb	Mar	Abr	May	Jun	Jul	Ago	Sep	Oct	Nov	Dic	Total	Diferencia (Vigente - Total)
<b>FAISM 2020</b>	\$13,053,390.00	\$0.00	\$0.00	\$0.00	\$0.00	\$0.00	\$0.00	\$0.00	\$0.00	\$0.00	\$0.00	\$0.00	\$0.00	\$0.00	\$13,053,390.00
<b>2521 FORTAMUN 2020</b>	\$9,025,002.00	\$534,073.00	\$539,878.00	\$559,940.00	\$541,303.00	\$520,686.00	\$547,221.00	\$556,375.00	\$0.00	\$0.00	\$0.00	\$0.00	\$0.00	\$3,807,476.00	\$5,217,526.00
<b>6000 SERVICIOS PERSONALES</b>	\$8,421,734.00	\$509,631.00	\$515,342.00	\$520,543.00	\$515,660.00	\$505,178.00	\$523,713.00	\$518,650.00	\$0.00	\$0.00	\$0.00	\$0.00	\$0.00	\$3,608,717.00	\$2,813,017.00
6000 Remuneraciones al personal de carácter	\$6,421,734.00	\$509,631.00	\$515,342.00	\$520,543.00	\$515,660.00	\$505,178.00	\$523,713.00	\$518,650.00	\$0.00	\$0.00	\$0.00	\$0.00	\$0.00	\$3,608,717.00	\$2,813,017.00
3000 Sueldos base al personal permanente	\$6,421,734.00	\$509,631.00	\$515,342.00	\$520,543.00	\$515,660.00	\$505,178.00	\$523,713.00	\$518,650.00	\$0.00	\$0.00	\$0.00	\$0.00	\$0.00	\$3,608,717.00	\$2,813,017.00
3001 Sueldos	\$2,030,067.00	\$7,357.00	\$8,196.00	\$23,389.00	\$9,635.00	\$7,500.00	\$7,500.00	\$13,855.00	\$0.00	\$0.00	\$0.00	\$0.00	\$0.00	\$77,432.00	\$1,952,635.00
1000 Remuneraciones adicionales y especiales:	\$78,476.00	\$6,757.00	\$6,899.00	\$6,900.00	\$6,900.00	\$6,900.00	\$6,900.00	\$6,389.00	\$0.00	\$0.00	\$0.00	\$0.00	\$0.00	\$47,645.00	\$30,831.00
11000 Primas por años de servicios efectivos pre	\$78,476.00	\$6,757.00	\$6,899.00	\$6,900.00	\$6,900.00	\$6,900.00	\$6,900.00	\$6,389.00	\$0.00	\$0.00	\$0.00	\$0.00	\$0.00	\$47,645.00	\$30,831.00
11001 Prima Quinquenal	\$1,790,827.00	\$0.00	\$697.00	\$15,889.00	\$1,985.00	\$0.00	\$0.00	\$4,866.00	\$0.00	\$0.00	\$0.00	\$0.00	\$0.00	\$23,437.00	\$1,767,390.00
12000 Primas de vacaciones, dominical y gratific	\$165,865.00	\$0.00	\$697.00	\$15,889.00	\$1,985.00	\$0.00	\$0.00	\$4,866.00	\$0.00	\$0.00	\$0.00	\$0.00	\$0.00	\$23,437.00	\$142,428.00
12001 Prima de Vacaciones y Dominical	\$1,624,962.00	\$0.00	\$0.00	\$0.00	\$0.00	\$0.00	\$0.00	\$0.00	\$0.00	\$0.00	\$0.00	\$0.00	\$0.00	\$0.00	\$1,624,962.00
12002 Gratificación Anual	\$160,764.00	\$600.00	\$600.00	\$600.00	\$750.00	\$600.00	\$600.00	\$2,600.00	\$0.00	\$0.00	\$0.00	\$0.00	\$0.00	\$6,350.00	\$154,414.00
14000 Compensaciones	\$160,764.00	\$600.00	\$600.00	\$600.00	\$750.00	\$600.00	\$600.00	\$2,600.00	\$0.00	\$0.00	\$0.00	\$0.00	\$0.00	\$6,350.00	\$154,414.00
14001 Compensaciones	\$573,201.00	\$17,085.00	\$16,340.00	\$16,008.00	\$16,008.00	\$16,008.00	\$16,008.00	\$23,870.00	\$0.00	\$0.00	\$0.00	\$0.00	\$0.00	\$121,327.00	\$451,874.00
3000 Otras prestaciones sociales y económica	\$136,831.00	\$9,660.00	\$10,064.00	\$10,068.00	\$10,068.00	\$10,068.00	\$10,068.00	\$9,340.00	\$0.00	\$0.00	\$0.00	\$0.00	\$0.00	\$69,336.00	\$67,495.00
31000 Cuotas para el fondo de ahorro y fondo de	\$136,831.00	\$9,660.00	\$10,064.00	\$10,068.00	\$10,068.00	\$10,068.00	\$10,068.00	\$9,340.00	\$0.00	\$0.00	\$0.00	\$0.00	\$0.00	\$69,336.00	\$67,495.00
31001 Cuotas para el fondo de ahorro y fondo de	\$326,250.00	\$5,940.00	\$5,940.00	\$5,940.00	\$5,940.00	\$5,940.00	\$5,940.00	\$5,730.00	\$0.00	\$0.00	\$0.00	\$0.00	\$0.00	\$41,370.00	\$284,880.00
54000 Prestaciones contractuales	\$326,250.00	\$5,940.00	\$5,940.00	\$5,940.00	\$5,940.00	\$5,940.00	\$5,940.00	\$5,730.00	\$0.00	\$0.00	\$0.00	\$0.00	\$0.00	\$41,370.00	\$284,880.00
54001 Prestaciones establecidas por condiciones	\$110,120.00	\$1,485.00	\$336.00	\$0.00	\$0.00	\$0.00	\$0.00	\$8,800.00	\$0.00	\$0.00	\$0.00	\$0.00	\$0.00	\$10,621.00	\$99,499.00
59000 Otras prestaciones sociales y económicas	\$110,120.00	\$1,485.00	\$336.00	\$0.00	\$0.00	\$0.00	\$0.00	\$8,800.00	\$0.00	\$0.00	\$0.00	\$0.00	\$0.00	\$10,621.00	\$99,499.00
59002 Otras Prestaciones	\$5,000,000.00	\$100,000.00	\$654,715.04	\$503,565.21	\$651,410.14	\$525,056.98	\$413,112.53	\$438,695.19	\$0.00	\$0.00	\$0.00	\$0.00	\$0.00	\$3,286,555.09	\$1,713,444.91
<b>00000 MATERIALES Y SUMINISTROS</b>	\$1,350,000.00	\$0.00	\$300,000.00	\$300,000.00	\$300,000.00	\$212,639.95	\$0.00	\$2,001.00	\$0.00	\$0.00	\$0.00	\$0.00	\$0.00	\$1,114,640.95	\$235,359.05
40000 Materiales y artículos de construcción y c	\$1,350,000.00	\$0.00	\$300,000.00	\$300,000.00	\$300,000.00	\$212,639.95	\$0.00	\$2,001.00	\$0.00	\$0.00	\$0.00	\$0.00	\$0.00	\$1,114,640.95	\$235,359.05
46000 Material eléctrico y electrónico	\$1,350,000.00	\$0.00	\$300,000.00	\$300,000.00	\$300,000.00	\$212,639.95	\$0.00	\$2,001.00	\$0.00	\$0.00	\$0.00	\$0.00	\$0.00	\$1,114,640.95	\$235,359.05
46001 Material Eléctrico	\$3,500,000.00	\$100,000.00	\$354,715.04	\$203,565.21	\$351,410.14	\$312,417.03	\$353,112.53	\$374,198.19	\$0.00	\$0.00	\$0.00	\$0.00	\$0.00	\$2,049,418.14	\$1,450,581.86
60000 Combustibles, lubricantes y aditivos	\$3,500,000.00	\$100,000.00	\$354,715.04	\$203,565.21	\$351,410.14	\$312,417.03	\$353,112.53	\$374,198.19	\$0.00	\$0.00	\$0.00	\$0.00	\$0.00	\$2,049,418.14	\$1,450,581.86
61000 Combustibles, lubricantes y aditivos	\$3,500,000.00	\$100,000.00	\$354,715.04	\$203,565.21	\$351,410.14	\$312,417.03	\$353,112.53	\$374,198.19	\$0.00	\$0.00	\$0.00	\$0.00	\$0.00	\$2,049,418.14	\$1,450,581.86
61001 Combustibles y Lubricantes vehículos y eq	\$150,000.00	\$0.00	\$0.00	\$0.00	\$0.00	\$0.00	\$60,000.00	\$62,496.00	\$0.00	\$0.00	\$0.00	\$0.00	\$0.00	\$122,496.00	\$27,504.00
170000 Vestuario, blancos, prendas de protecció	\$150,000.00	\$0.00	\$0.00	\$0.00	\$0.00	\$0.00	\$60,000.00	\$62,496.00	\$0.00	\$0.00	\$0.00	\$0.00	\$0.00	\$122,496.00	\$27,504.00
171000 Vestuario y uniformes	\$150,000.00	\$0.00	\$0.00	\$0.00	\$0.00	\$0.00	\$60,000.00	\$62,496.00	\$0.00	\$0.00	\$0.00	\$0.00	\$0.00	\$122,496.00	\$27,504.00
171001 Vestuario, Uniformes	\$7,260,246.00	\$198,479.53	\$101,729.38	\$1,080,612.76	\$707,727.14	\$580,430.92	\$491,807.23	\$571,179.28	\$0.00	\$0.00	\$0.00	\$0.00	\$0.00	\$3,413,052.24	\$3,347,193.76
<b>100000 SERVICIOS GENERALES</b>	\$6,760,246.00	\$101,869.53	\$101,729.38	\$1,080,612.76	\$596,575.14	\$580,430.92	\$491,807.23	\$480,027.28	\$0.00	\$0.00	\$0.00	\$0.00	\$0.00	\$3,413,052.24	\$3,347,193.76
310000 Servicios básicos	\$6,760,246.00	\$101,869.53	\$101,729.38	\$1,080,612.76	\$596,575.14	\$580,430.92	\$491,807.23	\$480,027.28	\$0.00	\$0.00	\$0.00	\$0.00	\$0.00	\$3,413,052.24	\$3,347,193.76
311000 Energía eléctrica	\$6,760,246.00	\$101,869.53	\$101,729.38	\$1,080,612.76	\$596,575.14	\$580,430.92	\$491,807.23	\$480,027.28	\$0.00	\$0.00	\$0.00	\$0.00	\$0.00	\$3,413,052.24	\$3,347,193.76
311001 Servicio de Energía Eléctrica	\$500,000.00	\$0.00	\$0.00	\$0.00	\$111,192.00	\$0.00	\$0.00	\$111,192.00	\$0.00	\$0.00	\$0.00	\$0.00	\$0.00	\$318,914.00	\$181,086.00
390000 Otros servicios generales	\$500,000.00	\$0.00	\$0.00	\$0.00	\$111,192.00	\$0.00	\$0.00	\$111,192.00	\$0.00	\$0.00	\$0.00	\$0.00	\$0.00	\$318,914.00	\$181,086.00
392000 Impuestos y derechos	\$500,000.00	\$0.00	\$0.00	\$0.00	\$111,192.00	\$0.00	\$0.00	\$111,192.00	\$0.00	\$0.00	\$0.00	\$0.00	\$0.00	\$318,914.00	\$181,086.00
392008 Pago de derechos	\$500,000.00	\$0.00	\$0.00	\$0.00	\$111,192.00	\$0.00	\$0.00	\$111,192.00	\$0.00	\$0.00	\$0.00	\$0.00	\$0.00	\$318,914.00	\$181,086.00



2016-2020

2016-2020

2016-2020

MUNICIPIO DE FRANCISCO I. MADERO, HIDALGO  
HIDALGO


Analítico Mensual de Egresos Pagados por Fuente de Financiamiento al 31/jul./2020  
(Cuentas con Movimientos)  
(Cifras en pesos y centavos)


Fecha y hora de Impresión 03/sep./2020 02:09 p. m.




Usu: supervisor  
Rep: rptAnalíticoPresupuestoEgresos\_FF

Objeto del Gasto	Presupuesto Vigente	Ene	Feb	Mar	Abr	May	Jun	Jul	Ago	Sep	Oct	Nov	Dic	Total	Diferencia (Vigente - Total)
1000 TRANSFERENCIAS, ASIGNACIONES	\$194,413.60	\$0.00	\$0.00	\$0.00	\$0.00	\$194,413.60	\$0.00	\$0.00	\$0.00	\$0.00	\$0.00	\$0.00	\$0.00	\$194,413.60	\$0.00
3000 Ayudas sociales	\$194,413.60	\$0.00	\$0.00	\$0.00	\$0.00	\$194,413.60	\$0.00	\$0.00	\$0.00	\$0.00	\$0.00	\$0.00	\$0.00	\$194,413.60	\$0.00
1000 Ayudas sociales a personas	\$194,413.60	\$0.00	\$0.00	\$0.00	\$0.00	\$194,413.60	\$0.00	\$0.00	\$0.00	\$0.00	\$0.00	\$0.00	\$0.00	\$194,413.60	\$0.00
1001 Ayudas sociales a personas	\$194,413.60	\$0.00	\$0.00	\$0.00	\$0.00	\$194,413.60	\$0.00	\$0.00	\$0.00	\$0.00	\$0.00	\$0.00	\$0.00	\$194,413.60	\$0.00
0000 BIENES MUEBLES, INMUEBLES E IN	\$1,276,000.00	\$0.00	\$0.00	\$0.00	\$0.00	\$0.00	\$0.00	\$1,276,000.00	\$0.00	\$0.00	\$0.00	\$0.00	\$0.00	\$1,276,000.00	\$0.00
0000 Maquinaria, otros equipos y herramientas	\$1,276,000.00	\$0.00	\$0.00	\$0.00	\$0.00	\$0.00	\$0.00	\$1,276,000.00	\$0.00	\$0.00	\$0.00	\$0.00	\$0.00	\$1,276,000.00	\$0.00
3000 Maquinaria y equipo de construcción	\$1,276,000.00	\$0.00	\$0.00	\$0.00	\$0.00	\$0.00	\$0.00	\$1,276,000.00	\$0.00	\$0.00	\$0.00	\$0.00	\$0.00	\$1,276,000.00	\$0.00
3001 Equipo de Construcción	\$1,276,000.00	\$0.00	\$0.00	\$0.00	\$0.00	\$0.00	\$0.00	\$1,276,000.00	\$0.00	\$0.00	\$0.00	\$0.00	\$0.00	\$1,276,000.00	\$0.00
0000 INVERSION PUBLICA	\$2,152,142.40	\$0.00	\$0.00	\$0.00	\$0.00	\$0.00	\$0.00	\$0.00	\$0.00	\$0.00	\$0.00	\$0.00	\$0.00	\$0.00	\$2,152,142.40
0000 Obra pública en bienes de dominio públic	\$2,152,142.40	\$0.00	\$0.00	\$0.00	\$0.00	\$0.00	\$0.00	\$0.00	\$0.00	\$0.00	\$0.00	\$0.00	\$0.00	\$0.00	\$2,152,142.40
4000 División de terrenos y construcción de obra	\$956,142.40	\$0.00	\$0.00	\$0.00	\$0.00	\$0.00	\$0.00	\$0.00	\$0.00	\$0.00	\$0.00	\$0.00	\$0.00	\$0.00	\$956,142.40
4001 División de terrenos y construcción de obra	\$956,142.40	\$0.00	\$0.00	\$0.00	\$0.00	\$0.00	\$0.00	\$0.00	\$0.00	\$0.00	\$0.00	\$0.00	\$0.00	\$0.00	\$956,142.40
5000 Construcción de vías de comunicación	\$1,196,000.00	\$0.00	\$0.00	\$0.00	\$0.00	\$0.00	\$0.00	\$0.00	\$0.00	\$0.00	\$0.00	\$0.00	\$0.00	\$0.00	\$1,196,000.00
5001 Construcción de vías de comunicación	\$1,196,000.00	\$0.00	\$0.00	\$0.00	\$0.00	\$0.00	\$0.00	\$0.00	\$0.00	\$0.00	\$0.00	\$0.00	\$0.00	\$0.00	\$1,196,000.00
<b>FORTAMUN 2020</b>	<b>\$24,907,804.00</b>	<b>\$032,552.53</b>	<b>\$1,296,322.42</b>	<b>\$2,144,117.97</b>	<b>\$1,900,440.28</b>	<b>\$1,828,587.50</b>	<b>\$1,452,140.76</b>	<b>\$2,842,249.47</b>	<b>\$0.00</b>	<b>\$0.00</b>	<b>\$0.00</b>	<b>\$0.00</b>	<b>\$0.00</b>	<b>\$12,295,410.93</b>	<b>\$12,611,393.07</b>
<b>Total Final</b>	<b>\$97,199,637.46</b>	<b>\$4,925,377.07</b>	<b>\$7,219,080.57</b>	<b>\$0,213,337.10</b>	<b>\$6,692,205.96</b>	<b>\$8,244,926.33</b>	<b>\$5,736,550.73</b>	<b>\$7,513,705.43</b>	<b>\$0.00</b>	<b>\$0.00</b>	<b>\$0.00</b>	<b>\$0.00</b>	<b>\$0.00</b>	<b>\$48,545,263.79</b>	<b>\$48,654,373.67</b>

  
PROFR. LUCAS PABLO GUZMAN SIDORRO  
PRESIDENTE MUNICIPAL

  
L.A.E. JOSE EMMANUEL MEJIA HERNANDEZ  
TESORERO MUNICIPAL



  
PROFRA. PAULINA MADRIGAL MOCTEZUMA  
SINDICO PROCURADOR

2016-2020

MUNICIPIO DE FRANCISCO I. MADERO, HIDALGO  
HIDALGO

Analítico Mensual de Egresos Pagados por Fuente de Financiamiento al 31/ago./2020  
(Cuentas con Movimientos)  
(Cifras en pesos y centavos)

Fecha y hora de Impresión: 03/sep./2020 02:08 p. m.




Usu: supervisor  
Rep: rptAnaliticoPresupuestoEgresos\_FF

Objeto del Gasto	Presupuesto Vigente	Ene	Feb	Mar	Abr	May	Jun	Jul	Ago	Sep	Oct	Nov	Dic	Total	Diferencia (Vigente - Total)
<b>1103 RECURSOS PROPIOS 2020</b>															
0000 SERVICIOS PERSONALES	\$530,000.00	\$65,379.35	\$40,853.02	\$47,275.00	\$80,480.00	\$67,873.00	\$37,266.00	\$79,871.00	\$82,049.00	\$0.00	\$0.00	\$0.00	\$0.00	\$509,046.37	\$20,953.63
0000 Remuneraciones al personal de carácter	\$250,000.00	\$20,000.00	\$18,568.00	\$21,000.00	\$43,667.00	\$54,600.00	\$31,266.00	\$25,600.00	\$29,833.00	\$0.00	\$0.00	\$0.00	\$0.00	\$244,534.00	\$5,466.00
2000 Sueldos base al personal eventual	\$250,000.00	\$20,000.00	\$18,568.00	\$21,000.00	\$43,667.00	\$54,600.00	\$31,266.00	\$25,600.00	\$29,833.00	\$0.00	\$0.00	\$0.00	\$0.00	\$244,534.00	\$5,466.00
2003 Lista de Raya	\$250,000.00	\$20,000.00	\$18,568.00	\$21,000.00	\$43,667.00	\$54,600.00	\$31,266.00	\$25,600.00	\$29,833.00	\$0.00	\$0.00	\$0.00	\$0.00	\$8,034.33	\$91,965.67
0000 Remuneraciones adicionales y especiales	\$100,000.00	\$8,034.33	\$0.00	\$0.00	\$0.00	\$0.00	\$0.00	\$0.00	\$0.00	\$0.00	\$0.00	\$0.00	\$0.00	\$8,034.33	\$91,965.67
4000 Compensaciones	\$100,000.00	\$8,034.33	\$0.00	\$0.00	\$0.00	\$0.00	\$0.00	\$0.00	\$0.00	\$0.00	\$0.00	\$0.00	\$0.00	\$8,034.33	\$91,965.67
4001 Compensaciones	\$100,000.00	\$8,034.33	\$0.00	\$0.00	\$0.00	\$0.00	\$0.00	\$0.00	\$0.00	\$0.00	\$0.00	\$0.00	\$0.00	\$256,478.04	-\$76,478.04
0000 Otras prestaciones sociales y económica	\$180,000.00	\$37,345.02	\$30,285.02	\$26,275.00	\$36,813.00	\$13,273.00	\$6,000.00	\$54,271.00	\$52,216.00	\$0.00	\$0.00	\$0.00	\$0.00	\$0.00	\$80,000.00
12000 Indemnizaciones	\$80,000.00	\$0.00	\$0.00	\$0.00	\$0.00	\$0.00	\$0.00	\$0.00	\$0.00	\$0.00	\$0.00	\$0.00	\$0.00	\$0.00	\$80,000.00
12001 Indemnizaciones	\$80,000.00	\$0.00	\$0.00	\$0.00	\$0.00	\$0.00	\$0.00	\$0.00	\$0.00	\$0.00	\$0.00	\$0.00	\$0.00	\$256,478.04	-\$156,478.04
19000 Otras prestaciones sociales y económicas	\$100,000.00	\$37,345.02	\$30,285.02	\$26,275.00	\$36,813.00	\$13,273.00	\$6,000.00	\$54,271.00	\$52,216.00	\$0.00	\$0.00	\$0.00	\$0.00	\$256,478.04	-\$156,478.04
19002 Otras Prestaciones	\$100,000.00	\$37,345.02	\$30,285.02	\$26,275.00	\$36,813.00	\$13,273.00	\$6,000.00	\$54,271.00	\$52,216.00	\$0.00	\$0.00	\$0.00	\$0.00	\$1,028,085.01	\$1,061,914.99
10000 MATERIALES Y SUMINISTROS	\$2,890,000.00	\$184,915.20	\$237,177.36	\$168,507.80	\$23,200.58	\$95,175.56	\$65,840.11	\$25,533.00	\$237,727.40	\$0.00	\$0.00	\$0.00	\$0.00	\$773,074.73	-\$73,074.73
10000 Materiales de administración, emisión de	\$700,000.00	\$179,359.20	\$229,793.00	\$78,143.44	\$0.00	\$91,736.16	\$4,518.87	\$0.00	\$109,524.86	\$0.00	\$0.00	\$0.00	\$0.00	\$297,070.77	-\$67,070.77
11000 Materiales, útiles y equipos menores de ofi	\$230,000.00	\$100,943.20	\$114,962.10	\$1,388.92	\$0.00	\$2,698.16	\$4,518.07	\$0.00	\$72,560.32	\$0.00	\$0.00	\$0.00	\$0.00	\$297,070.77	-\$67,070.77
11001 Material de Oficina	\$230,000.00	\$100,943.20	\$114,962.10	\$1,388.92	\$0.00	\$2,698.16	\$4,518.07	\$0.00	\$72,560.32	\$0.00	\$0.00	\$0.00	\$0.00	\$316,676.80	-\$66,676.80
12000 Materiales y útiles de impresión y reproduc	\$250,000.00	\$15,660.00	\$52,417.10	\$72,056.52	\$0.00	\$89,036.00	\$0.00	\$0.00	\$87,505.16	\$0.00	\$0.00	\$0.00	\$0.00	\$316,676.80	-\$66,676.80
12001 Materiales y Útiles de Impresión	\$250,000.00	\$15,660.00	\$52,417.10	\$72,056.52	\$0.00	\$89,036.00	\$0.00	\$0.00	\$87,505.16	\$0.00	\$0.00	\$0.00	\$0.00	\$4,698.00	\$85,302.00
14000 Materiales, útiles y equipos menores de te	\$90,000.00	\$0.00	\$0.00	\$4,698.00	\$0.00	\$0.00	\$0.00	\$0.00	\$0.00	\$0.00	\$0.00	\$0.00	\$0.00	\$4,698.00	\$85,302.00
14001 Material para Bienes Informáticos	\$90,000.00	\$0.00	\$0.00	\$4,698.00	\$0.00	\$0.00	\$0.00	\$0.00	\$0.00	\$0.00	\$0.00	\$0.00	\$0.00	\$154,629.16	-\$24,629.16
16000 Material de limpieza	\$130,000.00	\$62,756.00	\$62,413.80	\$0.00	\$0.00	\$0.00	\$0.00	\$0.00	\$29,459.36	\$0.00	\$0.00	\$0.00	\$0.00	\$154,629.16	-\$24,629.16
16001 Material de Limpieza	\$130,000.00	\$62,756.00	\$62,413.80	\$0.00	\$0.00	\$0.00	\$0.00	\$0.00	\$29,459.36	\$0.00	\$0.00	\$0.00	\$0.00	\$7,596.80	\$2,403.20
20000 Alimentos y utensilios	\$10,000.00	\$800.00	\$3,600.00	\$3,000.00	\$0.00	\$0.00	\$196.80	\$0.00	\$0.00	\$0.00	\$0.00	\$0.00	\$0.00	\$7,596.80	\$2,403.20
21000 Productos alimenticios para personas	\$10,000.00	\$800.00	\$3,600.00	\$3,000.00	\$0.00	\$0.00	\$196.80	\$0.00	\$0.00	\$0.00	\$0.00	\$0.00	\$0.00	\$7,596.80	\$2,403.20
21001 Alimentación de Personas	\$10,000.00	\$800.00	\$3,600.00	\$3,000.00	\$0.00	\$0.00	\$196.80	\$0.00	\$0.00	\$0.00	\$0.00	\$0.00	\$0.00	\$85,295.86	\$414,704.14
40000 Materiales y artículos de construcción y c	\$500,000.00	\$0.00	\$0.00	\$0.00	\$0.00	\$2,064.80	\$41,089.52	\$24,273.00	\$17,868.54	\$0.00	\$0.00	\$0.00	\$0.00	\$0.00	\$300,000.00
42000 Cemento y productos de concreto	\$300,000.00	\$0.00	\$0.00	\$0.00	\$0.00	\$0.00	\$0.00	\$0.00	\$0.00	\$0.00	\$0.00	\$0.00	\$0.00	\$0.00	\$300,000.00
42001 Cemento y productos de concreto	\$300,000.00	\$0.00	\$0.00	\$0.00	\$0.00	\$0.00	\$0.00	\$0.00	\$0.00	\$0.00	\$0.00	\$0.00	\$0.00	\$85,295.86	\$14,704.14
46000 Material eléctrico y electrónico	\$100,000.00	\$0.00	\$0.00	\$0.00	\$0.00	\$2,064.80	\$41,089.52	\$24,273.00	\$17,868.54	\$0.00	\$0.00	\$0.00	\$0.00	\$85,295.86	\$14,704.14
46001 Material Eléctrico	\$100,000.00	\$0.00	\$0.00	\$0.00	\$0.00	\$2,064.80	\$41,089.52	\$24,273.00	\$17,868.54	\$0.00	\$0.00	\$0.00	\$0.00	\$0.00	\$50,000.00
48000 Materiales complementarios	\$50,000.00	\$0.00	\$0.00	\$0.00	\$0.00	\$0.00	\$0.00	\$0.00	\$0.00	\$0.00	\$0.00	\$0.00	\$0.00	\$0.00	\$50,000.00
48001 Materiales complementarios	\$50,000.00	\$0.00	\$0.00	\$0.00	\$0.00	\$0.00	\$0.00	\$0.00	\$0.00	\$0.00	\$0.00	\$0.00	\$0.00	\$0.00	\$50,000.00
49000 Otros materiales y artículos de construcció	\$50,000.00	\$0.00	\$0.00	\$0.00	\$0.00	\$0.00	\$0.00	\$0.00	\$0.00	\$0.00	\$0.00	\$0.00	\$0.00	\$0.00	\$50,000.00
49001 Otros materiales y artículos de construcció	\$50,000.00	\$0.00	\$0.00	\$0.00	\$0.00	\$0.00	\$0.00	\$0.00	\$0.00	\$0.00	\$0.00	\$0.00	\$0.00	\$0.00	\$50,000.00
250000 Productos químicos, farmacéuticos y de i	\$300,000.00	\$0.00	\$0.00	\$73,398.00	\$0.00	\$0.00	\$12,621.00	\$1,280.00	\$0.00	\$0.00	\$0.00	\$0.00	\$0.00	\$50,159.00	\$199,841.00
253000 Medicinas y productos farmacéuticos	\$250,000.00	\$0.00	\$0.00	\$36,278.00	\$0.00	\$0.00	\$12,621.00	\$1,280.00	\$0.00	\$0.00	\$0.00	\$0.00	\$0.00	\$50,159.00	\$199,841.00
253001 Medicinas y Productos Farmacéuticos	\$250,000.00	\$0.00	\$0.00	\$36,278.00	\$0.00	\$0.00	\$12,621.00	\$1,280.00	\$0.00	\$0.00	\$0.00	\$0.00	\$0.00	\$50,159.00	\$199,841.00



2016-2020



2016-2020



2016-2020

MUNICIPIO DE FRANCISCO I. MADERO, HIDALGO  
HIDALGO

Analítico Mensual de Egresos Pagados por Fuente de Financiamiento al 31/ago./2020  
(Cuentas con Movimientos)  
(Cifras en pesos y centavos)

Fecha y hora de Impresión 03/sep./2020 02:08 p. m.



Usr: supervisor  
Rep: rptAnalíticoPresupuestoEgresos\_FF

Objeto del Gasto		Presupuesto Vigente	Ene	Feb	Mar	Abr	May	Jun	Jul	Ago	Sep	Oct	Nov	Dic	Total	Diferencia (Vigente - Total)
4000	Materiales, accesorios y suministros médicos	\$50,000.00	\$0.00	\$0.00	\$37,120.00	\$0.00	\$0.00	\$0.00	\$0.00	\$0.00	\$0.00	\$0.00	\$0.00	\$0.00	\$37,120.00	\$12,880.00
4001	Materiales y Suministros Médicos	\$50,000.00	\$0.00	\$0.00	\$37,120.00	\$0.00	\$0.00	\$0.00	\$0.00	\$0.00	\$0.00	\$0.00	\$0.00	\$0.00	\$37,120.00	\$12,880.00
0000	Combustibles, lubricantes y aditivos	\$800,000.00	\$0.00	\$0.00	\$0.00	\$0.00	\$0.00	\$0.00	\$0.00	\$0.00	\$0.00	\$0.00	\$0.00	\$0.00	\$0.00	\$800,000.00
1000	Combustibles, lubricantes y aditivos	\$800,000.00	\$0.00	\$0.00	\$0.00	\$0.00	\$0.00	\$0.00	\$0.00	\$0.00	\$0.00	\$0.00	\$0.00	\$0.00	\$0.00	\$800,000.00
1001	Combustibles y Lubricantes vehículos y eq	\$800,000.00	\$0.00	\$0.00	\$0.00	\$0.00	\$0.00	\$0.00	\$0.00	\$0.00	\$0.00	\$0.00	\$0.00	\$0.00	\$0.00	\$800,000.00
0000	Vestuario, blancos, prendas de protección	\$100,000.00	\$0.00	\$0.00	\$1,097.83	\$23,208.58	\$0.00	\$7,414.72	\$0.00	\$20,184.00	\$0.00	\$0.00	\$0.00	\$0.00	\$12,242.76	\$37,757.24
1000	Vestuario y uniformes	\$50,000.00	\$0.00	\$0.00	\$265.76	\$11,977.00	\$0.00	\$0.00	\$0.00	\$0.00	\$0.00	\$0.00	\$0.00	\$0.00	\$12,242.76	\$37,757.24
1001	Vestuario, Uniformes	\$50,000.00	\$0.00	\$0.00	\$265.76	\$11,977.00	\$0.00	\$0.00	\$0.00	\$0.00	\$0.00	\$0.00	\$0.00	\$0.00	\$12,242.76	\$37,757.24
2000	Prendas de seguridad y protección person	\$50,000.00	\$0.00	\$0.00	\$832.07	\$11,231.58	\$0.00	\$7,414.72	\$0.00	\$20,184.00	\$0.00	\$0.00	\$0.00	\$0.00	\$39,662.37	\$10,337.63
2001	Prendas de Protección	\$50,000.00	\$0.00	\$0.00	\$832.07	\$11,231.58	\$0.00	\$7,414.72	\$0.00	\$20,184.00	\$0.00	\$0.00	\$0.00	\$0.00	\$39,662.37	\$10,337.63
0000	Materiales y suministros para seguridad	\$50,000.00	\$0.00	\$684.00	\$0.00	\$0.00	\$0.00	\$0.00	\$0.00	\$0.00	\$0.00	\$0.00	\$0.00	\$0.00	\$684.00	\$49,316.00
13000	Prendas de protección para seguridad púb	\$50,000.00	\$0.00	\$684.00	\$0.00	\$0.00	\$0.00	\$0.00	\$0.00	\$0.00	\$0.00	\$0.00	\$0.00	\$0.00	\$684.00	\$49,316.00
13001	Prendas de protección para seguridad púb	\$50,000.00	\$0.00	\$684.00	\$0.00	\$0.00	\$0.00	\$0.00	\$0.00	\$0.00	\$0.00	\$0.00	\$0.00	\$0.00	\$684.00	\$49,316.00
10000	Herramientas, refacciones y accesorios n	\$430,000.00	\$4,756.00	\$3,100.36	\$2,068.53	\$0.00	\$1,374.60	\$0.00	\$0.00	\$10,150.00	\$0.00	\$0.00	\$0.00	\$0.00	\$15,015.73	\$9,984.27
11000	Herramientas menores	\$25,000.00	\$4,756.00	\$2,757.00	\$2,746.73	\$0.00	\$0.00	\$0.00	\$0.00	\$4,756.00	\$0.00	\$0.00	\$0.00	\$0.00	\$15,015.73	\$9,984.27
11001	Herramientas Menores	\$25,000.00	\$4,756.00	\$2,757.00	\$2,746.73	\$0.00	\$0.00	\$0.00	\$0.00	\$4,756.00	\$0.00	\$0.00	\$0.00	\$0.00	\$15,015.73	\$9,984.27
32000	Refacciones y accesorios menores de edif	\$150,000.00	\$0.00	\$0.00	\$0.00	\$0.00	\$0.00	\$0.00	\$0.00	\$0.00	\$0.00	\$0.00	\$0.00	\$0.00	\$0.00	\$150,000.00
32001	Refacciones y accesorios menores de edif	\$150,000.00	\$0.00	\$0.00	\$0.00	\$0.00	\$0.00	\$0.00	\$0.00	\$0.00	\$0.00	\$0.00	\$0.00	\$0.00	\$0.00	\$150,000.00
34000	Refacciones y accesorios menores de equ	\$25,000.00	\$0.00	\$343.36	\$121.80	\$0.00	\$1,374.60	\$0.00	\$0.00	\$5,394.00	\$0.00	\$0.00	\$0.00	\$0.00	\$7,233.76	\$17,766.24
34001	Refacciones y accesorios menores de equ	\$25,000.00	\$0.00	\$343.36	\$121.80	\$0.00	\$1,374.60	\$0.00	\$0.00	\$5,394.00	\$0.00	\$0.00	\$0.00	\$0.00	\$7,233.76	\$17,766.24
96000	Refacciones y accesorios menores de equ	\$230,000.00	\$0.00	\$0.00	\$0.00	\$0.00	\$0.00	\$0.00	\$0.00	\$0.00	\$0.00	\$0.00	\$0.00	\$0.00	\$0.00	\$230,000.00
96001	Refacciones y accesorios menores de equ	\$230,000.00	\$0.00	\$0.00	\$0.00	\$0.00	\$0.00	\$0.00	\$0.00	\$0.00	\$0.00	\$0.00	\$0.00	\$0.00	\$0.00	\$230,000.00
00000	<b>SERVICIOS GENERALES</b>	<b>\$4,145,734.78</b>	<b>\$202,467.07</b>	<b>\$615,463.66</b>	<b>\$597,450.20</b>	<b>\$267,461.12</b>	<b>\$54,521.65</b>	<b>\$69,224.44</b>	<b>\$106,892.77</b>	<b>\$278,133.46</b>	<b>\$0.00</b>	<b>\$0.00</b>	<b>\$0.00</b>	<b>\$0.00</b>	<b>\$64,541.75</b>	<b>\$116,840.97</b>
10000	Servicios básicos	\$181,382.72	\$2,794.00	\$2,794.00	\$33,557.23	\$2,794.00	\$2,794.00	\$12,837.80	\$2,794.00	\$4,176.72	\$0.00	\$0.00	\$0.00	\$0.00	\$40,877.03	\$79,122.97
13000	Agua	\$120,000.00	\$0.00	\$0.00	\$30,833.23	\$0.00	\$0.00	\$10,043.80	\$0.00	\$0.00	\$0.00	\$0.00	\$0.00	\$0.00	\$40,877.03	\$79,122.97
13001	Servicio de Agua	\$120,000.00	\$0.00	\$0.00	\$30,833.23	\$0.00	\$0.00	\$10,043.80	\$0.00	\$0.00	\$0.00	\$0.00	\$0.00	\$0.00	\$40,877.03	\$79,122.97
14000	Telefonía tradicional	\$60,000.00	\$2,794.00	\$2,794.00	\$2,724.00	\$2,794.00	\$2,794.00	\$2,794.00	\$2,794.00	\$2,794.00	\$0.00	\$0.00	\$0.00	\$0.00	\$22,282.00	\$37,718.00
14001	Servicio Telefónico Tradicional	\$60,000.00	\$2,794.00	\$2,794.00	\$2,724.00	\$2,794.00	\$2,794.00	\$2,794.00	\$2,794.00	\$2,794.00	\$0.00	\$0.00	\$0.00	\$0.00	\$22,282.00	\$37,718.00
119000	Servicios integrales y otros servicios	\$1,382.72	\$0.00	\$0.00	\$0.00	\$0.00	\$0.00	\$0.00	\$0.00	\$1,382.72	\$0.00	\$0.00	\$0.00	\$0.00	\$1,382.72	\$0.00
119001	Servicios integrales y otros servicios	\$1,382.72	\$0.00	\$0.00	\$0.00	\$0.00	\$0.00	\$0.00	\$0.00	\$1,382.72	\$0.00	\$0.00	\$0.00	\$0.00	\$1,382.72	\$0.00
320000	Servicios de arrendamiento	\$28,617.28	\$0.00	\$0.00	\$0.00	\$0.00	\$0.00	\$0.00	\$0.00	\$0.00	\$0.00	\$0.00	\$0.00	\$0.00	\$0.00	\$28,617.28
321000	Arrendamiento de terrenos	\$20,000.00	\$0.00	\$0.00	\$0.00	\$0.00	\$0.00	\$0.00	\$0.00	\$0.00	\$0.00	\$0.00	\$0.00	\$0.00	\$0.00	\$20,000.00
321001	Arrendamiento de terrenos	\$20,000.00	\$0.00	\$0.00	\$0.00	\$0.00	\$0.00	\$0.00	\$0.00	\$0.00	\$0.00	\$0.00	\$0.00	\$0.00	\$0.00	\$20,000.00
326000	Arrendamiento de maquinaria, otros equip	\$8,617.28	\$0.00	\$0.00	\$0.00	\$0.00	\$0.00	\$0.00	\$0.00	\$0.00	\$0.00	\$0.00	\$0.00	\$0.00	\$0.00	\$8,617.28
326001	Arrendamiento de Maquinaria y Equipo	\$8,617.28	\$0.00	\$0.00	\$0.00	\$0.00	\$0.00	\$0.00	\$0.00	\$0.00	\$0.00	\$0.00	\$0.00	\$0.00	\$0.00	\$8,617.28
330000	Servicios profesionales, científicos, léctri	\$70,000.00	\$43,396.00	\$0.00	\$565.00	\$0.00	\$0.00	\$25,492.85	\$12,338.00	\$0.00	\$0.00	\$0.00	\$0.00	\$0.00	\$81,791.85	-\$11,791.85
330001	Servicios legales, de contabilidad, audicón	\$60,000.00	\$43,396.00	\$0.00	\$565.00	\$0.00	\$0.00	\$25,492.85	\$12,338.00	\$0.00	\$0.00	\$0.00	\$0.00	\$0.00	\$81,791.85	-\$21,791.85
331000	Servicios legales, de contabilidad, audicón	\$60,000.00	\$43,396.00	\$0.00	\$565.00	\$0.00	\$0.00	\$25,492.85	\$12,338.00	\$0.00	\$0.00	\$0.00	\$0.00	\$0.00	\$81,791.85	-\$21,791.85
331001	Servicios legales	\$60,000.00	\$43,396.00	\$0.00	\$565.00	\$0.00	\$0.00	\$25,492.85	\$12,338.00	\$0.00	\$0.00	\$0.00	\$0.00	\$0.00	\$81,791.85	-\$21,791.85
332000	Servicios de diseño, arquitectura, ingenier	\$10,000.00	\$0.00	\$0.00	\$0.00	\$0.00	\$0.00	\$0.00	\$0.00	\$0.00	\$0.00	\$0.00	\$0.00	\$0.00	\$0.00	\$10,000.00
332001	Servicios de diseño, arquitectura, ingenier	\$10,000.00	\$0.00	\$0.00	\$0.00	\$0.00	\$0.00	\$0.00	\$0.00	\$0.00	\$0.00	\$0.00	\$0.00	\$0.00	\$0.00	\$10,000.00



2016-2020



2016-2020



2016-2020

MUNICIPIO DE FRANCISCO I. MADERO, HIDALGO  
HIDALGO



Análisis Mensual de Egresos Pagados por Fuente de Financiamiento al 31/ago./2020  
(Cuentas con Movimientos)  
(Cifras en pesos y centavos)

Fecha y hora de Impresión | 03/sep./2020  
02:08 p. m.



Usr: supervisor  
Rep: rptAnalisisPresupuestoEgresos\_FF

Objeto del Gasto		Presupuesto Vigente	Ene	Feb	Mar	Abr	May	Jun	Jul	Ago	Sep	Oct	Nov	Dic	Total	Diferencia (Vigente - Total)
0000	Servicios financieros, bancarios y comerc	\$10,000.00	\$0.00	\$0.00	\$0.00	\$1,044.00	\$0.00	\$0.00	\$0.00	\$5,098.20	\$0.00	\$0.00	\$0.00	\$0.00	\$6,142.20	\$3,857.80
9000	Servicios financieros, bancarios y comerc	\$10,000.00	\$0.00	\$0.00	\$0.00	\$1,044.00	\$0.00	\$0.00	\$0.00	\$5,098.20	\$0.00	\$0.00	\$0.00	\$0.00	\$6,142.20	\$3,857.80
9001	Servicios financieros, bancarios y comerc	\$10,000.00	\$0.00	\$0.00	\$0.00	\$1,044.00	\$0.00	\$0.00	\$0.00	\$5,098.20	\$0.00	\$0.00	\$0.00	\$0.00	\$6,142.20	\$3,857.80
0000	Servicios de instalación, reparación, man	\$2,050,734.78	\$96,586.67	\$527,368.86	\$535,950.63	\$242,521.52	\$39,798.25	\$22,357.79	\$90,860.77	\$261,694.54	\$0.00	\$0.00	\$0.00	\$0.00	\$1,817,139.03	\$233,595.75
1000	Conservación y mantenimiento menor de i	\$800,734.78	\$17,890.68	\$341,849.26	\$402,546.25	\$69,944.09	\$11,788.00	\$22,357.79	\$21,413.41	\$100,104.33	\$0.00	\$0.00	\$0.00	\$0.00	\$987,893.81	-\$187,159.03
1001	Conservación y mantenimiento menor de i	\$800,734.78	\$17,890.68	\$341,849.26	\$402,546.25	\$69,944.09	\$11,788.00	\$22,357.79	\$21,413.41	\$100,104.33	\$0.00	\$0.00	\$0.00	\$0.00	\$987,893.81	-\$187,159.03
1001	Conservación y mantenimiento menor de i	\$800,734.78	\$17,890.68	\$341,849.26	\$402,546.25	\$69,944.09	\$11,788.00	\$22,357.79	\$21,413.41	\$100,104.33	\$0.00	\$0.00	\$0.00	\$0.00	\$987,893.81	-\$187,159.03
12000	Instalación, reparación y mantenimiento de	\$35,000.00	\$0.00	\$0.00	\$6,000.00	\$0.00	\$0.00	\$0.00	\$0.00	\$0.00	\$0.00	\$0.00	\$0.00	\$0.00	\$6,000.00	\$29,000.00
12001	Mantenimiento de Mobiliario y Equipo de A	\$20,000.00	\$0.00	\$0.00	\$0.00	\$0.00	\$0.00	\$0.00	\$0.00	\$0.00	\$0.00	\$0.00	\$0.00	\$0.00	\$0.00	\$0.00
12002	Mantenimiento de Equipo y Aparatos de C-	\$15,000.00	\$0.00	\$0.00	\$6,000.00	\$0.00	\$0.00	\$0.00	\$0.00	\$0.00	\$0.00	\$0.00	\$0.00	\$0.00	\$6,000.00	\$9,000.00
15000	Reparación y mantenimiento de equipo de	\$1,200,000.00	\$78,695.99	\$185,519.60	\$120,049.98	\$172,577.43	\$28,010.25	\$0.00	\$62,290.16	\$160,082.21	\$0.00	\$0.00	\$0.00	\$0.00	\$807,225.62	\$392,774.38
15001	Mantenimiento de Vehículos	\$1,200,000.00	\$78,695.99	\$185,519.60	\$120,049.98	\$172,577.43	\$28,010.25	\$0.00	\$62,290.16	\$160,082.21	\$0.00	\$0.00	\$0.00	\$0.00	\$807,225.62	\$392,774.38
17000	Instalación, reparación y mantenimiento de	\$15,000.00	\$0.00	\$0.00	\$7,354.40	\$0.00	\$0.00	\$0.00	\$7,157.20	\$1,508.00	\$0.00	\$0.00	\$0.00	\$0.00	\$16,019.60	-\$1,019.60
17001	Mantenimiento de Maquinaria y Equipo	\$15,000.00	\$0.00	\$0.00	\$7,354.40	\$0.00	\$0.00	\$0.00	\$7,157.20	\$1,508.00	\$0.00	\$0.00	\$0.00	\$0.00	\$16,019.60	-\$1,019.60
30000	Servicios de comunicación social y publi	\$30,000.00	\$14,662.40	\$11,240.40	\$0.00	\$2,854.00	\$11,929.40	\$1,972.00	\$0.00	\$6,264.00	\$0.00	\$0.00	\$0.00	\$0.00	\$48,922.20	-\$18,922.20
31000	Difusión por radio, televisión y otros medio	\$30,000.00	\$14,662.40	\$11,240.40	\$0.00	\$2,854.00	\$11,929.40	\$1,972.00	\$0.00	\$6,264.00	\$0.00	\$0.00	\$0.00	\$0.00	\$48,922.20	-\$18,922.20
31001	Difusión de programas y actividades guber	\$30,000.00	\$14,662.40	\$11,240.40	\$0.00	\$2,854.00	\$11,929.40	\$1,972.00	\$0.00	\$6,264.00	\$0.00	\$0.00	\$0.00	\$0.00	\$48,922.20	-\$18,922.20
70000	Servicios de traslado y viáticos	\$5,000.00	\$0.00	\$0.00	\$0.00	\$0.00	\$0.00	\$0.00	\$0.00	\$0.00	\$0.00	\$0.00	\$0.00	\$0.00	\$0.00	\$5,000.00
72000	Pasajes terrestres	\$5,000.00	\$0.00	\$0.00	\$0.00	\$0.00	\$0.00	\$0.00	\$0.00	\$0.00	\$0.00	\$0.00	\$0.00	\$0.00	\$0.00	\$5,000.00
72001	Pasajes terrestres	\$5,000.00	\$0.00	\$0.00	\$0.00	\$0.00	\$0.00	\$0.00	\$0.00	\$0.00	\$0.00	\$0.00	\$0.00	\$0.00	\$0.00	\$5,000.00
80000	Servicios oficiales	\$920,000.00	\$45,028.00	\$74,060.40	\$27,377.34	\$8,247.60	\$0.00	\$26,564.00	\$1,000.00	\$900.00	\$0.00	\$0.00	\$0.00	\$0.00	\$183,177.34	\$736,822.66
82000	Gastos de orden social y cultural	\$920,000.00	\$45,028.00	\$74,060.40	\$27,377.34	\$8,247.60	\$0.00	\$26,564.00	\$1,000.00	\$900.00	\$0.00	\$0.00	\$0.00	\$0.00	\$183,177.34	\$736,822.66
82001	Gastos de orden social	\$920,000.00	\$45,028.00	\$74,060.40	\$27,377.34	\$8,247.60	\$0.00	\$26,564.00	\$1,000.00	\$900.00	\$0.00	\$0.00	\$0.00	\$0.00	\$183,177.34	\$736,822.66
90000	Otros servicios generales	\$850,000.00	\$0.00	\$0.00	\$0.00	\$0.00	\$0.00	\$0.00	\$0.00	\$0.00	\$0.00	\$0.00	\$0.00	\$0.00	\$0.00	\$400,000.00
92000	Impuestos y derechos	\$400,000.00	\$0.00	\$0.00	\$0.00	\$0.00	\$0.00	\$0.00	\$0.00	\$0.00	\$0.00	\$0.00	\$0.00	\$0.00	\$0.00	\$400,000.00
92005	Pago de otros impuestos	\$400,000.00	\$0.00	\$0.00	\$0.00	\$0.00	\$0.00	\$0.00	\$0.00	\$0.00	\$0.00	\$0.00	\$0.00	\$0.00	\$0.00	\$400,000.00
98000	Impuesto sobre nóminas y otros que se de	\$450,000.00	\$0.00	\$0.00	\$0.00	\$0.00	\$0.00	\$0.00	\$0.00	\$0.00	\$0.00	\$0.00	\$0.00	\$0.00	\$0.00	\$450,000.00
98001	Impuesto sobre nóminas y otros que se de	\$450,000.00	\$0.00	\$0.00	\$0.00	\$0.00	\$0.00	\$0.00	\$0.00	\$0.00	\$0.00	\$0.00	\$0.00	\$0.00	\$0.00	\$450,000.00
100000	TRANSFERENCIAS, ASIGNACIONES	\$2,432,298.97	\$52,884.43	\$423,059.89	\$532,473.08	\$88,425.52	\$21,391.50	\$75,655.00	\$68,304.16	\$211,411.18	\$0.00	\$0.00	\$0.00	\$0.00	\$1,473,604.76	\$958,694.21
140000	Ayudas sociales	\$2,432,298.97	\$52,884.43	\$423,059.89	\$532,473.08	\$88,425.52	\$21,391.50	\$75,655.00	\$68,304.16	\$211,411.18	\$0.00	\$0.00	\$0.00	\$0.00	\$1,473,604.76	\$958,694.21
141000	Ayudas sociales a personas	\$510,000.00	\$7,496.00	\$15,940.88	\$45,369.00	\$1,250.00	\$13,220.00	\$2,500.00	\$34,980.48	\$23,282.92	\$0.00	\$0.00	\$0.00	\$0.00	\$144,039.28	\$365,960.72
141001	Ayudas sociales a personas	\$510,000.00	\$7,496.00	\$15,940.88	\$45,369.00	\$1,250.00	\$13,220.00	\$2,500.00	\$34,980.48	\$23,282.92	\$0.00	\$0.00	\$0.00	\$0.00	\$144,039.28	\$365,960.72
143000	Ayudas sociales a instituciones de enseña	\$555,000.00	\$6,154.76	\$25,140.84	\$55,194.80	\$0.00	\$0.00	\$0.00	\$1,189.00	\$1,868.98	\$0.00	\$0.00	\$0.00	\$0.00	\$89,548.38	\$465,451.62
143001	Ayudas sociales a instituciones de enseña	\$555,000.00	\$6,154.76	\$25,140.84	\$55,194.80	\$0.00	\$0.00	\$0.00	\$1,189.00	\$1,868.98	\$0.00	\$0.00	\$0.00	\$0.00	\$89,548.38	\$465,451.62
144000	Ayudas sociales a actividades científicas o	\$25,000.00	\$0.00	\$0.00	\$0.00	\$0.00	\$2,719.50	\$0.00	\$0.00	\$0.00	\$0.00	\$0.00	\$0.00	\$0.00	\$2,719.50	\$22,280.50
144001	Ayudas sociales a actividades científicas o	\$25,000.00	\$0.00	\$0.00	\$0.00	\$0.00	\$2,719.50	\$0.00	\$0.00	\$0.00	\$0.00	\$0.00	\$0.00	\$0.00	\$2,719.50	\$22,280.50
145000	Ayudas sociales a instituciones sin fines de	\$350,000.00	\$0.00	\$3,480.00	\$12,580.00	\$15,776.00	\$3,480.00	\$0.00	\$0.00	\$6,960.00	\$0.00	\$0.00	\$0.00	\$0.00	\$42,276.00	\$307,724.00
145001	Subsidios para el Fomento Deportivo	\$250,000.00	\$0.00	\$0.00	\$9,100.00	\$5,800.00	\$0.00	\$0.00	\$0.00	\$0.00	\$0.00	\$0.00	\$0.00	\$0.00	\$14,900.00	\$235,100.00
145002	Subsidios a organizaciones diversas	\$100,000.00	\$0.00	\$3,480.00	\$3,480.00	\$9,976.00	\$3,480.00	\$0.00	\$6,960.00	\$0.00	\$0.00	\$0.00	\$0.00	\$0.00	\$27,376.00	\$72,624.00
146000	Ayudas sociales a cooperativas	\$992,298.97	\$45,388.43	\$378,498.17	\$519,329.28	\$77,199.52	\$19,171.50	\$73,155.00	\$68,304.16	\$179,299.28	\$0.00	\$0.00	\$0.00	\$0.00	\$1,195,021.60	-\$202,722.63
146001	Ayudas sociales a cooperativas	\$992,298.97	\$45,388.43	\$378,498.17	\$519,329.28	\$77,199.52	\$19,171.50	\$73,155.00	\$68,304.16	\$179,299.28	\$0.00	\$0.00	\$0.00	\$0.00	\$1,195,021.60	-\$202,722.63



2016-2020

2016-2020

2016-2020








MUNICIPIO DE FRANCISCO I. MADERO, HIDALGO  
HIDALGO

Analítico Mensual de Egresos Pagados por Fuente de Financiamiento al 31/ago./2020  
(Cuentas con Movimientos)  
(Cifras en pesos y centavos)

Fecha y hora de Impresión 03/sep./2020 02:08 p. m.

Usu: supervisor  
Rep: rptAnaliticoPresupuestoEgresos\_FF

Objeto del Gasto	Presupuesto Vigente	Ene	Feb	Mar	Abr	May	Jun	Jul	Ago	Sep	Oct	Nov	Dic	Total	Diferencia (Vigente - Total)
<b>1503 F.G.P. 2019</b>															
10000 SERVICIOS PERSONALES	\$538,960.00	\$0.00	\$0.00	\$538,960.00	\$0.00	\$0.00	\$0.00	\$0.00	\$0.00	\$0.00	\$0.00	\$0.00	\$0.00	\$538,960.00	\$0.00
30000 Otras prestaciones sociales y económica	\$538,960.00	\$0.00	\$0.00	\$538,960.00	\$0.00	\$0.00	\$0.00	\$0.00	\$0.00	\$0.00	\$0.00	\$0.00	\$0.00	\$538,960.00	\$0.00
32000 Indemnizaciones	\$538,960.00	\$0.00	\$0.00	\$538,960.00	\$0.00	\$0.00	\$0.00	\$0.00	\$0.00	\$0.00	\$0.00	\$0.00	\$0.00	\$538,960.00	\$0.00
32001 Indemnizaciones	\$538,960.00	\$0.00	\$0.00	\$538,960.00	\$0.00	\$0.00	\$0.00	\$0.00	\$0.00	\$0.00	\$0.00	\$0.00	\$0.00	\$538,960.00	\$0.00
40000 SERVICIOS GENERALES	\$1,044.00	\$0.00	\$0.00	\$0.00	\$0.00	\$1,044.00	\$0.00	\$0.00	\$0.00	\$0.00	\$0.00	\$0.00	\$0.00	\$1,044.00	\$0.00
40000 Servicios financieros, bancarios y comer	\$1,044.00	\$0.00	\$0.00	\$0.00	\$0.00	\$1,044.00	\$0.00	\$0.00	\$0.00	\$0.00	\$0.00	\$0.00	\$0.00	\$1,044.00	\$0.00
49000 Servicios financieros, bancarios y comerc	\$1,044.00	\$0.00	\$0.00	\$0.00	\$0.00	\$1,044.00	\$0.00	\$0.00	\$0.00	\$0.00	\$0.00	\$0.00	\$0.00	\$1,044.00	\$0.00
49001 Servicios financieros, bancarios y comerc	\$1,044.00	\$0.00	\$0.00	\$0.00	\$0.00	\$1,044.00	\$0.00	\$0.00	\$0.00	\$0.00	\$0.00	\$0.00	\$0.00	\$1,044.00	\$0.00
00000 TRANSFERENCIAS, ASIGNACIONES	\$136,581.50	\$0.00	\$0.00	\$136,581.72	\$0.00	\$0.00	\$0.00	\$0.00	\$0.00	\$0.00	\$0.00	\$0.00	\$0.00	\$136,581.72	-\$3,200.22
40000 Ayudas sociales	\$136,581.50	\$0.00	\$0.00	\$136,581.72	\$0.00	\$0.00	\$0.00	\$0.00	\$0.00	\$0.00	\$0.00	\$0.00	\$0.00	\$136,581.72	-\$3,200.22
46000 Ayudas sociales a cooperativas	\$136,581.50	\$0.00	\$0.00	\$136,581.72	\$0.00	\$0.00	\$0.00	\$0.00	\$0.00	\$0.00	\$0.00	\$0.00	\$0.00	\$136,581.72	-\$3,200.22
46001 Ayudas sociales a cooperativas	\$136,581.50	\$0.00	\$0.00	\$136,581.72	\$0.00	\$0.00	\$0.00	\$0.00	\$0.00	\$0.00	\$0.00	\$0.00	\$0.00	\$136,581.72	-\$3,200.22
<b>F.G.P. 2019</b>	<b>\$673,385.50</b>	<b>\$0.00</b>	<b>\$0.00</b>	<b>\$675,541.72</b>	<b>\$0.00</b>	<b>\$1,044.00</b>	<b>\$0.00</b>	<b>\$0.00</b>	<b>\$0.00</b>	<b>\$0.00</b>	<b>\$0.00</b>	<b>\$0.00</b>	<b>\$0.00</b>	<b>\$676,585.72</b>	<b>-\$3,200.22</b>
<b>1504 F.F.M. 2019</b>															
00000 INVERSION PUBLICA	\$104,119.41	\$0.00	\$104,119.41	\$0.00	\$0.00	\$0.00	\$0.00	\$0.00	\$0.00	\$0.00	\$0.00	\$0.00	\$0.00	\$104,119.41	\$0.00
10000 Obra pública en bienes de dominio públic	\$104,119.41	\$0.00	\$104,119.41	\$0.00	\$0.00	\$0.00	\$0.00	\$0.00	\$0.00	\$0.00	\$0.00	\$0.00	\$0.00	\$104,119.41	\$0.00
17000 Instalaciones y equipamiento en constru	\$104,119.41	\$0.00	\$104,119.41	\$0.00	\$0.00	\$0.00	\$0.00	\$0.00	\$0.00	\$0.00	\$0.00	\$0.00	\$0.00	\$104,119.41	\$0.00
17001 Instalaciones y equipamiento en constru	\$104,119.41	\$0.00	\$104,119.41	\$0.00	\$0.00	\$0.00	\$0.00	\$0.00	\$0.00	\$0.00	\$0.00	\$0.00	\$0.00	\$104,119.41	\$0.00
<b>F.F.M. 2019</b>	<b>\$104,119.41</b>	<b>\$0.00</b>	<b>\$104,119.41</b>	<b>\$0.00</b>	<b>\$0.00</b>	<b>\$0.00</b>	<b>\$0.00</b>	<b>\$0.00</b>	<b>\$0.00</b>	<b>\$0.00</b>	<b>\$0.00</b>	<b>\$0.00</b>	<b>\$0.00</b>	<b>\$104,119.41</b>	<b>\$0.00</b>
<b>1511 F.G.P. 2020</b>															
100000 SERVICIOS PERSONALES	\$22,604,484.98	\$1,474,590.00	\$1,455,406.00	\$1,633,492.02	\$1,462,495.00	\$1,715,017.52	\$1,520,194.66	\$1,864,249.88	\$1,636,569.99	\$0.00	\$0.00	\$0.00	\$0.00	\$12,762,015.07	\$9,842,469.91
110000 Remuneraciones al personal de carácter	\$15,328,940.00	\$1,301,442.00	\$1,302,943.00	\$1,307,839.00	\$1,308,898.00	\$1,303,708.00	\$1,286,795.00	\$1,287,190.00	\$1,338,024.33	\$0.00	\$0.00	\$0.00	\$0.00	\$10,436,839.33	\$4,892,100.67
111000 Dietas	\$4,064,000.00	\$338,660.00	\$338,660.00	\$338,660.00	\$338,660.00	\$338,660.00	\$338,660.00	\$321,765.00	\$315,560.00	\$355,140.33	\$0.00	\$0.00	\$0.00	\$2,685,765.33	\$1,378,234.67
111001 Dietas	\$4,064,000.00	\$338,660.00	\$338,660.00	\$338,660.00	\$338,660.00	\$338,660.00	\$338,660.00	\$321,765.00	\$315,560.00	\$355,140.33	\$0.00	\$0.00	\$0.00	\$2,685,765.33	\$1,378,234.67
113000 Sueldos base al personal permanente	\$11,264,940.00	\$962,782.00	\$964,283.00	\$969,179.00	\$970,238.00	\$965,048.00	\$965,030.00	\$971,630.00	\$982,884.00	\$0.00	\$0.00	\$0.00	\$0.00	\$7,751,074.00	\$3,513,866.00
113001 Sueldos	\$11,264,940.00	\$962,782.00	\$964,283.00	\$969,179.00	\$970,238.00	\$965,048.00	\$965,030.00	\$971,630.00	\$982,884.00	\$0.00	\$0.00	\$0.00	\$0.00	\$7,751,074.00	\$3,513,866.00
120000 Remuneraciones al personal de carácter	\$843,657.00	\$25,840.00	\$49,640.00	\$40,707.00	\$41,940.00	\$32,720.00	\$36,590.00	\$57,340.00	\$62,838.00	\$0.00	\$0.00	\$0.00	\$0.00	\$347,615.00	\$496,042.00
122000 Sueldos base al personal eventual	\$843,657.00	\$25,840.00	\$49,640.00	\$40,707.00	\$41,940.00	\$32,720.00	\$36,590.00	\$57,340.00	\$62,838.00	\$0.00	\$0.00	\$0.00	\$0.00	\$347,615.00	\$496,042.00
122003 Lista de Raya	\$843,657.00	\$25,840.00	\$49,640.00	\$40,707.00	\$41,940.00	\$32,720.00	\$36,590.00	\$57,340.00	\$62,838.00	\$0.00	\$0.00	\$0.00	\$0.00	\$347,615.00	\$496,042.00
130000 Remuneraciones adicionales y especiales	\$3,723,386.00	\$71,216.00	\$27,013.00	\$39,504.00	\$35,997.00	\$32,191.00	\$28,244.00	\$63,299.00	\$30,711.00	\$0.00	\$0.00	\$0.00	\$0.00	\$328,175.00	\$3,395,211.00
131000 Primas por años de servicios efectivos pre	\$213,571.00	\$18,047.00	\$18,370.00	\$18,370.00	\$18,370.00	\$18,370.00	\$17,594.00	\$17,875.00	\$18,111.00	\$0.00	\$0.00	\$0.00	\$0.00	\$145,108.00	\$68,463.00
131001 Prima Quinquenal	\$213,571.00	\$18,047.00	\$18,370.00	\$18,370.00	\$18,370.00	\$18,370.00	\$17,594.00	\$17,875.00	\$18,111.00	\$0.00	\$0.00	\$0.00	\$0.00	\$145,108.00	\$68,463.00
132000 Primas de vacaciones, dominical y gratific	\$3,126,615.00	\$53,169.00	\$4,593.00	\$21,134.00	\$17,627.00	\$13,821.00	\$10,650.00	\$45,424.00	\$12,600.00	\$0.00	\$0.00	\$0.00	\$0.00	\$52,498.00	\$3,069,317.00



2018-2020

2018-2020

2018-2020



MUNICIPIO DE FRANCISCO I. MADERO, HIDALGO  
HIDALGO

Analítico Mensual de Egresos Pagados por Fuente de Financiamiento al 31/ago./2020  
(Cuentas con Movimientos)  
(Cifras en pesos y centavos)

Fecha y hora de impresión | 03/sep./2020  
02:08 p. m.



Usu: supervisor  
Rep: rptAnaliticoPresupuestoEgresos\_FF

Objeto del Gasto		Presupuesto Vigente	Ene	Feb	Mar	Abr	May	Jun	Jul	Ago	Sep	Oct	Nov	Dic	Total	Diferencia (Vigente - Total)
2001	Prima de Vacaciones y Dominical	\$238,895.00	\$0.00	\$4,593.00	\$12,134.00	\$1,127.00	\$921.00	\$0.00	\$33,723.00	\$0.00	\$0.00	\$0.00	\$0.00	\$0.00	\$52,498.00	\$166,397.00
2002	Gratificación Anual	\$2,882,920.00	\$0.00	\$0.00	\$0.00	\$0.00	\$0.00	\$0.00	\$0.00	\$0.00	\$0.00	\$0.00	\$0.00	\$0.00	\$0.00	\$2,882,920.00
4000	Compensaciones	\$388,000.00	\$53,169.00	\$4,050.00	\$9,000.00	\$18,500.00	\$12,900.00	\$10,650.00	\$11,700.00	\$12,600.00	\$0.00	\$0.00	\$0.00	\$0.00	\$130,569.00	\$257,431.00
4001	Compensaciones	\$388,000.00	\$53,169.00	\$4,050.00	\$9,000.00	\$18,500.00	\$12,900.00	\$10,650.00	\$11,700.00	\$12,600.00	\$0.00	\$0.00	\$0.00	\$0.00	\$130,569.00	\$257,431.00
0000	Otras prestaciones sociales y económica	\$2,705,501.98	\$75,092.00	\$75,810.00	\$245,442.02	\$75,660.00	\$346,399.62	\$168,565.66	\$456,420.88	\$204,996.66	\$0.00	\$0.00	\$0.00	\$0.00	\$1,649,385.74	\$1,059,116.24
1000	Cuotas para el fondo de ahorro y fondo de	\$654,456.00	\$54,484.00	\$56,700.00	\$56,700.00	\$56,700.00	\$56,700.00	\$56,700.00	\$57,428.00	\$57,922.00	\$0.00	\$0.00	\$0.00	\$0.00	\$453,334.00	\$201,122.00
1001	Cuotas para el fondo de ahorro y fondo de	\$654,456.00	\$54,484.00	\$56,700.00	\$56,700.00	\$56,700.00	\$56,700.00	\$56,700.00	\$57,428.00	\$57,922.00	\$0.00	\$0.00	\$0.00	\$0.00	\$453,334.00	\$201,122.00
2000	Indemnizaciones	\$1,000,000.00	\$0.00	\$0.00	\$169,782.02	\$0.00	\$270,738.52	\$86,245.66	\$343,312.88	\$110,434.66	\$0.00	\$0.00	\$0.00	\$0.00	\$980,513.74	\$19,486.26
2001	Indemnizaciones	\$1,000,000.00	\$0.00	\$0.00	\$169,782.02	\$0.00	\$270,738.52	\$86,245.66	\$343,312.88	\$110,434.66	\$0.00	\$0.00	\$0.00	\$0.00	\$980,513.74	\$19,486.26
3000	Prestaciones y haberes de retiro	\$700,583.98	\$0.00	\$0.00	\$0.00	\$0.00	\$0.00	\$0.00	\$0.00	\$0.00	\$0.00	\$0.00	\$0.00	\$0.00	50.00	\$700,583.98
3001	Fondo para Pensiones	\$700,583.98	\$0.00	\$0.00	\$0.00	\$0.00	\$0.00	\$0.00	\$0.00	\$0.00	\$0.00	\$0.00	\$0.00	\$0.00	50.00	\$700,583.98
4000	Prestaciones contractuales	\$118,750.00	\$18,960.00	\$18,960.00	\$18,960.00	\$18,960.00	\$18,960.00	\$18,720.00	\$18,930.00	\$19,140.00	\$0.00	\$0.00	\$0.00	\$0.00	\$151,590.00	-\$32,840.00
4001	Prestaciones establecidas por condiciones	\$118,750.00	\$18,960.00	\$18,960.00	\$18,960.00	\$18,960.00	\$18,960.00	\$18,720.00	\$18,930.00	\$19,140.00	\$0.00	\$0.00	\$0.00	\$0.00	\$151,590.00	-\$32,840.00
3000	Otras prestaciones sociales y económicas	\$234,712.00	\$2,648.00	\$150.00	\$0.00	\$0.00	\$0.00	\$6,900.00	\$36,750.00	\$17,500.00	\$0.00	\$0.00	\$0.00	\$0.00	\$63,948.00	\$170,764.00
3000	Otras prestaciones sociales y económicas	\$234,712.00	\$2,648.00	\$150.00	\$0.00	\$0.00	\$0.00	\$6,900.00	\$36,750.00	\$17,500.00	\$0.00	\$0.00	\$0.00	\$0.00	\$63,948.00	\$170,764.00
3002	Otras Prestaciones	\$234,712.00	\$2,648.00	\$150.00	\$0.00	\$0.00	\$0.00	\$6,900.00	\$36,750.00	\$17,500.00	\$0.00	\$0.00	\$0.00	\$0.00	\$63,948.00	\$170,764.00
3002	Otras Prestaciones	\$234,712.00	\$2,648.00	\$150.00	\$0.00	\$0.00	\$0.00	\$6,900.00	\$36,750.00	\$17,500.00	\$0.00	\$0.00	\$0.00	\$0.00	\$63,948.00	\$170,764.00
3002	Otras Prestaciones	\$234,712.00	\$2,648.00	\$150.00	\$0.00	\$0.00	\$0.00	\$6,900.00	\$36,750.00	\$17,500.00	\$0.00	\$0.00	\$0.00	\$0.00	\$63,948.00	\$170,764.00
3002	Otras Prestaciones	\$234,712.00	\$2,648.00	\$150.00	\$0.00	\$0.00	\$0.00	\$6,900.00	\$36,750.00	\$17,500.00	\$0.00	\$0.00	\$0.00	\$0.00	\$63,948.00	\$170,764.00
3002	Otras Prestaciones	\$234,712.00	\$2,648.00	\$150.00	\$0.00	\$0.00	\$0.00	\$6,900.00	\$36,750.00	\$17,500.00	\$0.00	\$0.00	\$0.00	\$0.00	\$63,948.00	\$170,764.00
3002	Otras Prestaciones	\$234,712.00	\$2,648.00	\$150.00	\$0.00	\$0.00	\$0.00	\$6,900.00	\$36,750.00	\$17,500.00	\$0.00	\$0.00	\$0.00	\$0.00	\$63,948.00	\$170,764.00
3002	Otras Prestaciones	\$234,712.00	\$2,648.00	\$150.00	\$0.00	\$0.00	\$0.00	\$6,900.00	\$36,750.00	\$17,500.00	\$0.00	\$0.00	\$0.00	\$0.00	\$63,948.00	\$170,764.00
3002	Otras Prestaciones	\$234,712.00	\$2,648.00	\$150.00	\$0.00	\$0.00	\$0.00	\$6,900.00	\$36,750.00	\$17,500.00	\$0.00	\$0.00	\$0.00	\$0.00	\$63,948.00	\$170,764.00
3002	Otras Prestaciones	\$234,712.00	\$2,648.00	\$150.00	\$0.00	\$0.00	\$0.00	\$6,900.00	\$36,750.00	\$17,500.00	\$0.00	\$0.00	\$0.00	\$0.00	\$63,948.00	\$170,764.00
3002	Otras Prestaciones	\$234,712.00	\$2,648.00	\$150.00	\$0.00	\$0.00	\$0.00	\$6,900.00	\$36,750.00	\$17,500.00	\$0.00	\$0.00	\$0.00	\$0.00	\$63,948.00	\$170,764.00
3002	Otras Prestaciones	\$234,712.00	\$2,648.00	\$150.00	\$0.00	\$0.00	\$0.00	\$6,900.00	\$36,750.00	\$17,500.00	\$0.00	\$0.00	\$0.00	\$0.00	\$63,948.00	\$170,764.00
3002	Otras Prestaciones	\$234,712.00	\$2,648.00	\$150.00	\$0.00	\$0.00	\$0.00	\$6,900.00	\$36,750.00	\$17,500.00	\$0.00	\$0.00	\$0.00	\$0.00	\$63,948.00	\$170,764.00
3002	Otras Prestaciones	\$234,712.00	\$2,648.00	\$150.00	\$0.00	\$0.00	\$0.00	\$6,900.00	\$36,750.00	\$17,500.00	\$0.00	\$0.00	\$0.00	\$0.00	\$63,948.00	\$170,764.00
3002	Otras Prestaciones	\$234,712.00	\$2,648.00	\$150.00	\$0.00	\$0.00	\$0.00	\$6,900.00	\$36,750.00	\$17,500.00	\$0.00	\$0.00	\$0.00	\$0.00	\$63,948.00	\$170,764.00
3002	Otras Prestaciones	\$234,712.00	\$2,648.00	\$150.00	\$0.00	\$0.00	\$0.00	\$6,900.00	\$36,750.00	\$17,500.00	\$0.00	\$0.00	\$0.00	\$0.00	\$63,948.00	\$170,764.00
3002	Otras Prestaciones	\$234,712.00	\$2,648.00	\$150.00	\$0.00	\$0.00	\$0.00	\$6,900.00	\$36,750.00	\$17,500.00	\$0.00	\$0.00	\$0.00	\$0.00	\$63,948.00	\$170,764.00
3002	Otras Prestaciones	\$234,712.00	\$2,648.00	\$150.00	\$0.00	\$0.00	\$0.00	\$6,900.00	\$36,750.00	\$17,500.00	\$0.00	\$0.00	\$0.00	\$0.00	\$63,948.00	\$170,764.00
3002	Otras Prestaciones	\$234,712.00	\$2,648.00	\$150.00	\$0.00	\$0.00	\$0.00	\$6,900.00	\$36,750.00	\$17,500.00	\$0.00	\$0.00	\$0.00	\$0.00	\$63,948.00	\$170,764.00
3002	Otras Prestaciones	\$234,712.00	\$2,648.00	\$150.00	\$0.00	\$0.00	\$0.00	\$6,900.00	\$36,750.00	\$17,500.00	\$0.00	\$0.00	\$0.00	\$0.00	\$63,948.00	\$170,764.00
3002	Otras Prestaciones	\$234,712.00	\$2,648.00	\$150.00	\$0.00	\$0.00	\$0.00	\$6,900.00	\$36,750.00	\$17,500.00	\$0.00	\$0.00	\$0.00	\$0.00	\$63,948.00	\$170,764.00
3002	Otras Prestaciones	\$234,712.00	\$2,648.00	\$150.00	\$0.00	\$0.00	\$0.00	\$6,900.00	\$36,750.00	\$17,500.00	\$0.00	\$0.00	\$0.00	\$0.00	\$63,948.00	\$170,764.00
3002	Otras Prestaciones	\$234,712.00	\$2,648.00	\$150.00	\$0.00	\$0.00	\$0.00	\$6,900.00	\$36,750.00	\$17,500.00	\$0.00	\$0.00	\$0.00	\$0.00	\$63,948.00	\$170,764.00
3002	Otras Prestaciones	\$234,712.00	\$2,648.00	\$150.00	\$0.00	\$0.00	\$0.00	\$6,900.00	\$36,750.00	\$17,500.00	\$0.00	\$0.00	\$0.00	\$0.00	\$63,948.00	\$170,764.00
3002	Otras Prestaciones	\$234,712.00	\$2,648.00	\$150.00	\$0.00	\$0.00	\$0.00	\$6,900.00	\$36,750.00	\$17,500.00	\$0.00	\$0.00	\$0.00	\$0.00	\$63,948.00	\$170,764.00
3002	Otras Prestaciones	\$234,712.00	\$2,648.00	\$150.00	\$0.00	\$0.00	\$0.00	\$6,900.00	\$36,750.00	\$17,500.00	\$0.00	\$0.00	\$0.00	\$0.00	\$63,948.00	\$170,764.00
3002	Otras Prestaciones	\$234,712.00	\$2,648.00	\$150.00	\$0.00	\$0.00	\$0.00	\$6,900.00	\$36,750.00	\$17,500.00	\$0.00	\$0.00	\$0.00	\$0.00	\$63,948.00	\$170,764.00
3002	Otras Prestaciones	\$234,712.00	\$2,648.00	\$150.00	\$0.00	\$0.00	\$0.00	\$6,900.00	\$36,750.00	\$17,500.00	\$0.00	\$0.00	\$0.00	\$0.00	\$63,948.00	\$170,764.00
3002	Otras Prestaciones	\$234,712.00	\$2,648.00	\$150.00	\$0.00	\$0.00	\$0.00	\$6,900.00	\$36,750.00	\$17,500.00	\$0.00	\$0.00	\$0.00	\$0.00	\$63,948.00	\$170,764.00
3002	Otras Prestaciones	\$234,712.00	\$2,648.00	\$150.00	\$0.00	\$0.00	\$0.00	\$6,900.00	\$36,750.00	\$17,500.00	\$0.00	\$0.00	\$0.00	\$0.00	\$63,948.00	\$170,764.00
3002	Otras Prestaciones	\$234,712.00	\$2,648.00	\$150.00	\$0.00	\$0.00	\$0.00	\$6,900.00	\$36,750.00	\$17,500.00	\$0.00	\$0.00	\$0.00	\$0.00	\$63,948.00	\$170,764.00
3002	Otras Prestaciones	\$234,712.00	\$2,648.00	\$150.00	\$0.00	\$0.00	\$0.00	\$6,900.00	\$36,750.00	\$17,500.00	\$0.00	\$0.00	\$0.00	\$0.00	\$63,948.00	\$170,764.00
3002	Otras Prestaciones	\$234,712.00	\$2,648.00	\$150.00	\$0.00	\$0.00	\$0.00	\$6,900.00	\$36,750.00	\$17,500.00	\$0.00	\$0.00	\$0.00	\$0.00	\$63,948.00	\$170,764.00
3002	Otras Prestaciones	\$234,712.00	\$2,648.00	\$150.00	\$0.00	\$0.00	\$0.00	\$6,900.00	\$36,750.00	\$17,500.00	\$0.00	\$0.00	\$0.00	\$0.00	\$63,948.00	\$170,764.00
3002	Otras Prestaciones	\$234,712.00	\$2,648.00	\$150.00	\$0.00	\$0.00	\$0.00	\$6,900.00	\$36,750.00	\$17,500.00	\$0.00	\$0.00	\$0.00	\$0.00	\$63,948.00	\$170,764.00
3002	Otras Prestaciones	\$234,712.00	\$2,648.00	\$150.00	\$0.00	\$0.00	\$0.00	\$6,900.00	\$36,750.00	\$17,500.00	\$0.00	\$0.00	\$0.00	\$0.00	\$63,948.00	\$170,764.00
3002	Otras Prestaciones	\$234,712.00	\$2,648.00	\$150.00	\$0.00	\$0.00	\$0.00	\$6,900.00	\$36,750.00	\$17,500.00	\$0.00	\$0.00	\$0.00	\$0.00	\$63,948.00	\$170,764.00
3002	Otras Prestaciones	\$234,712.00	\$2,648.00	\$150.00	\$0.00	\$0.00	\$0.00	\$6,900.00	\$36,750.00	\$17,500.00	\$0.00	\$0.00	\$0.00	\$0.00	\$63,948.00	\$170,764.00
3002	Otras Prestaciones	\$234,712.00	\$2,648.00	\$150.00	\$0.00	\$0.00	\$0.00	\$6,900.00	\$36,750.00	\$17,500.00	\$0.00	\$0.00	\$0.00	\$0.00	\$63,948.00	\$170,764.00
3002	Otras Prestaciones	\$234,712.00	\$2,648.00	\$150.00	\$0.00	\$0.00	\$0.00	\$6,900.00	\$36,750.00	\$17,500.00	\$0.00	\$0.00	\$0.00	\$0.00	\$63,948.00	\$170,764.00
3002	Otras Prestaciones	\$234,712.00	\$2,648.00	\$150.00	\$0.00	\$0.00	\$0.00	\$6,900.00	\$36,750.00	\$17,500.00	\$0.00	\$0.00	\$0.00	\$0.00	\$63,948.00	\$170,764.00
3002	Otras Prestaciones	\$234,712.00	\$2,648.00													

MUNICIPIO DE FRANCISCO I. MADERO, HIDALGO  
HIDALGO

Analítico Mensual de Egresos Pagados por Fuente de Financiamiento al 31/ago./2020  
(Cuentas con Movimientos)  
(Cifras en pesos y centavos)

Fecha y hora de Impresión | 03/sep./2020  
02:08 p. m.




Usr: supervisor  
Rep: rptAnaliticoPresupuestoEgresos\_FF

Objeto del Gasto	Presupuesto Vigente	Ene	Feb	Mar	Abr	May	Jun	Jul	Ago	Sep	Oct	Nov	Dic	Total	Diferencia (Vigente - Total)
0000 Servicios de instalación, reparación, man	\$110,000.00	\$0.00	\$0.00	\$0.00	\$52,264.02	\$147,844.24	\$306,091.31	\$103,766.06	\$160,394.43	\$0.00	\$0.00	\$0.00	\$0.00	\$778,360.06	-\$668,360.06
1000 Conservación y mantenimiento menor de i	\$10,000.00	\$0.00	\$0.00	\$0.00	\$0.00	\$0.00	\$11,764.02	\$5,777.00	\$0.00	\$0.00	\$0.00	\$0.00	\$0.00	\$17,541.02	-\$7,541.02
1001 Conservación y mantenimiento menor de i	\$10,000.00	\$0.00	\$0.00	\$0.00	\$0.00	\$0.00	\$11,764.02	\$5,777.00	\$0.00	\$0.00	\$0.00	\$0.00	\$0.00	\$17,541.02	-\$7,541.02
5000 Reparación y mantenimiento de equipo de	\$100,000.00	\$0.00	\$0.00	\$0.00	\$52,264.02	\$147,844.24	\$294,327.29	\$97,989.06	\$168,394.43	\$0.00	\$0.00	\$0.00	\$0.00	\$760,819.04	-\$660,819.04
5001 Mantenimiento de Vehículos	\$100,000.00	\$0.00	\$0.00	\$0.00	\$52,264.02	\$147,844.24	\$294,327.29	\$97,989.06	\$168,394.43	\$0.00	\$0.00	\$0.00	\$0.00	\$760,819.04	-\$660,819.04
0900 Servicios oficiales	\$21,112.00	\$0.00	\$0.00	\$0.00	\$0.00	\$0.00	\$0.00	\$21,112.00	\$0.00	\$0.00	\$0.00	\$0.00	\$0.00	\$21,112.00	\$0.00
2000 Gastos de orden social y cultural	\$21,112.00	\$0.00	\$0.00	\$0.00	\$0.00	\$0.00	\$0.00	\$21,112.00	\$0.00	\$0.00	\$0.00	\$0.00	\$0.00	\$21,112.00	\$0.00
2001 Gastos de orden social	\$21,112.00	\$0.00	\$0.00	\$0.00	\$0.00	\$0.00	\$0.00	\$21,112.00	\$0.00	\$0.00	\$0.00	\$0.00	\$0.00	\$21,112.00	\$0.00
4000 Otros servicios generales	\$710,000.00	\$105,741.00	\$53,637.00	\$52,568.00	\$53,594.00	\$52,994.00	\$109,530.00	\$62,617.00	\$56,186.00	\$0.00	\$0.00	\$0.00	\$0.00	\$537,867.00	\$172,133.00
12000 Impuestos y derechos	\$60,000.00	\$0.00	\$0.00	\$0.00	\$0.00	\$0.00	\$57,150.00	\$0.00	\$0.00	\$0.00	\$0.00	\$0.00	\$0.00	\$57,150.00	\$2,850.00
12005 Pago de otros impuestos	\$60,000.00	\$0.00	\$0.00	\$0.00	\$0.00	\$0.00	\$57,150.00	\$0.00	\$0.00	\$0.00	\$0.00	\$0.00	\$0.00	\$57,150.00	\$2,850.00
18000 Impuesto sobre nóminas y otros que se de	\$650,000.00	\$106,741.00	\$53,637.00	\$52,568.00	\$53,594.00	\$52,994.00	\$109,530.00	\$62,617.00	\$56,186.00	\$0.00	\$0.00	\$0.00	\$0.00	\$480,717.00	\$169,283.00
18001 Impuesto sobre nóminas y otros que se de	\$650,000.00	\$106,741.00	\$53,637.00	\$52,568.00	\$53,594.00	\$52,994.00	\$109,530.00	\$62,617.00	\$56,186.00	\$0.00	\$0.00	\$0.00	\$0.00	\$480,717.00	\$169,283.00
10000 TRANSFERENCIAS, ASIGNACIONES	\$1,622,803.00	\$54,098.00	\$54,098.00	\$53,948.00	\$177,344.99	\$1,026,245.66	\$670,077.80	\$522,020.69	\$447,764.65	\$0.00	\$0.00	\$0.00	\$0.00	\$437,084.00	\$1,185,719.00
10000 Transferencias internas y asignaciones a	\$600,000.00	\$54,098.00	\$54,098.00	\$53,948.00	\$65,028.00	\$54,778.00	\$55,028.00	\$55,078.00	\$55,028.00	\$0.00	\$0.00	\$0.00	\$0.00	\$437,084.00	\$1,162,916.00
15000 Transferencias internas otorgadas a entide	\$600,000.00	\$54,098.00	\$54,098.00	\$53,948.00	\$65,028.00	\$54,778.00	\$55,028.00	\$55,078.00	\$55,028.00	\$0.00	\$0.00	\$0.00	\$0.00	\$437,084.00	\$1,162,916.00
15001 Transferencias internas otorgadas a entide	\$600,000.00	\$54,098.00	\$54,098.00	\$53,948.00	\$65,028.00	\$54,778.00	\$55,028.00	\$55,078.00	\$55,028.00	\$0.00	\$0.00	\$0.00	\$0.00	\$437,084.00	\$1,162,916.00
40000 Ayudas sociales	\$1,022,803.00	\$0.00	\$0.00	\$0.00	\$122,316.99	\$971,467.66	\$615,049.80	\$466,942.69	\$392,736.65	\$0.00	\$0.00	\$0.00	\$0.00	\$2,568,513.79	-\$1,545,710.79
41000 Ayudas sociales a personas	\$172,803.00	\$0.00	\$0.00	\$0.00	\$0.00	\$0.00	\$52,529.52	\$26,654.20	\$0.00	\$0.00	\$0.00	\$0.00	\$0.00	\$79,183.72	\$93,619.28
41001 Ayudas sociales a personas	\$172,803.00	\$0.00	\$0.00	\$0.00	\$0.00	\$0.00	\$52,529.52	\$26,654.20	\$0.00	\$0.00	\$0.00	\$0.00	\$0.00	\$79,183.72	\$93,619.28
43000 Ayudas sociales a instituciones de enseña	\$250,000.00	\$0.00	\$0.00	\$0.00	\$0.00	\$0.00	\$31,197.85	\$34,568.37	\$13,764.96	\$0.00	\$0.00	\$0.00	\$0.00	\$79,531.18	\$170,468.82
43001 Ayudas sociales a instituciones de enseña	\$250,000.00	\$0.00	\$0.00	\$0.00	\$0.00	\$0.00	\$31,197.85	\$34,568.37	\$13,764.96	\$0.00	\$0.00	\$0.00	\$0.00	\$79,531.18	\$170,468.82
45000 Ayudas sociales a instituciones sin fines di	\$50,000.00	\$0.00	\$0.00	\$0.00	\$0.00	\$0.00	\$9,761.40	\$13,934.50	\$0.00	\$0.00	\$0.00	\$0.00	\$0.00	\$23,695.90	\$26,304.10
45001 Ayudas sociales a instituciones sin fines di	\$50,000.00	\$0.00	\$0.00	\$0.00	\$0.00	\$0.00	\$9,761.40	\$13,934.50	\$0.00	\$0.00	\$0.00	\$0.00	\$0.00	\$23,695.90	\$26,304.10
45001 Subsidios para el Fomento Deportivo	\$40,000.00	\$0.00	\$0.00	\$0.00	\$0.00	\$0.00	\$0.00	\$13,934.50	\$0.00	\$0.00	\$0.00	\$0.00	\$0.00	\$13,934.50	-\$3,934.50
45002 Subsidios a organizaciones diversas	\$10,000.00	\$0.00	\$0.00	\$0.00	\$0.00	\$0.00	\$0.00	\$0.00	\$0.00	\$0.00	\$0.00	\$0.00	\$0.00	\$0.00	\$0.00
46000 Ayudas sociales a cooperativas	\$550,000.00	\$0.00	\$0.00	\$0.00	\$122,316.99	\$971,467.66	\$521,561.03	\$391,785.62	\$378,971.69	\$0.00	\$0.00	\$0.00	\$0.00	\$2,386,102.99	-\$1,836,102.99
46001 Ayudas sociales a cooperativas	\$550,000.00	\$0.00	\$0.00	\$0.00	\$122,316.99	\$971,467.66	\$521,561.03	\$391,785.62	\$378,971.69	\$0.00	\$0.00	\$0.00	\$0.00	\$2,386,102.99	-\$1,836,102.99
46001 Ayudas sociales a cooperativas	\$550,000.00	\$0.00	\$0.00	\$0.00	\$122,316.99	\$971,467.66	\$521,561.03	\$391,785.62	\$378,971.69	\$0.00	\$0.00	\$0.00	\$0.00	\$2,386,102.99	-\$1,836,102.99
10000 BIENES MUEBLES, INMUEBLES E IN	\$672,341.50	\$0.00	\$0.00	\$0.00	\$0.00	\$672,341.50	\$0.00	\$0.00	\$0.00	\$0.00	\$0.00	\$0.00	\$0.00	\$672,341.50	\$0.00
18000 Bienes Inmuebles	\$672,341.50	\$0.00	\$0.00	\$0.00	\$0.00	\$672,341.50	\$0.00	\$0.00	\$0.00	\$0.00	\$0.00	\$0.00	\$0.00	\$672,341.50	\$0.00
181000 Terrenos	\$672,341.50	\$0.00	\$0.00	\$0.00	\$0.00	\$672,341.50	\$0.00	\$0.00	\$0.00	\$0.00	\$0.00	\$0.00	\$0.00	\$672,341.50	\$0.00
181001 Terrenos	\$672,341.50	\$0.00	\$0.00	\$0.00	\$0.00	\$672,341.50	\$0.00	\$0.00	\$0.00	\$0.00	\$0.00	\$0.00	\$0.00	\$672,341.50	\$0.00
30000 INVERSION PUBLICA	\$1,000,000.00	\$0.00	\$0.00	\$0.00	\$1,312,090.40	\$0.00	\$0.00	\$0.00	\$0.00	\$0.00	\$0.00	\$0.00	\$0.00	\$1,312,090.40	-\$312,090.40
310000 Obra pública en bienes de dominio públic	\$1,000,000.00	\$0.00	\$0.00	\$0.00	\$1,312,090.40	\$0.00	\$0.00	\$0.00	\$0.00	\$0.00	\$0.00	\$0.00	\$0.00	\$1,312,090.40	-\$312,090.40
317000 Instalaciones y equipamiento en construcc	\$1,000,000.00	\$0.00	\$0.00	\$0.00	\$1,312,090.40	\$0.00	\$0.00	\$0.00	\$0.00	\$0.00	\$0.00	\$0.00	\$0.00	\$1,312,090.40	-\$312,090.40
317001 Instalaciones y equipamiento en construcc	\$1,000,000.00	\$0.00	\$0.00	\$0.00	\$1,312,090.40	\$0.00	\$0.00	\$0.00	\$0.00	\$0.00	\$0.00	\$0.00	\$0.00	\$1,312,090.40	-\$312,090.40
F.G.P. 2020	\$27,181,704.00	\$1,835,429.00	\$1,563,141.00	\$1,740,008.02	\$3,122,088.35	\$3,608,102.86	\$2,755,581.15	\$2,833,910.07	\$2,313,295.81	\$0.00	\$0.00	\$0.00	\$0.00	\$19,651,556.26	\$7,530,147.74

1512 F.F.M. 2020

500000 BIENES MUEBLES, INMUEBLES E IN	\$2,223,120.00	\$0.00	\$0.00	\$0.00	\$0.00	\$0.00	\$0.00	\$0.00	\$0.00	\$0.00	\$0.00	\$0.00	\$0.00	\$0.00	\$2,223,120.00
---------------------------------------	----------------	--------	--------	--------	--------	--------	--------	--------	--------	--------	--------	--------	--------	--------	----------------



MUNICIPIO DE FRANCISCO I. MADERO, HIDALGO  
HIDALGO

Analítico Mensual de Egresos Pagados por Fuente de Financiamiento al 31/ago./2020  
(Cuentas con Movimientos)  
(Cifras en pesos y centavos)

Fecha y hora de impresión | 03/sep./2020  
02:08 p. m.



Usr: supervisor  
Rep: rptAnaliticoPresupuestoEgresos\_FF

Objeto del Gasto	Presupuesto Vigente	Ene	Feb	Mar	Abr	May	Jun	Jul	Ago	Sep	Oct	Nov	Dic	Total	Diferencia (Vigente - Total)
0000 Bienes Inmuebles	\$2,223,120.00	\$0.00	\$0.00	\$0.00	\$0.00	\$0.00	\$0.00	\$0.00	\$0.00	\$0.00	\$0.00	\$0.00	\$0.00	\$0.00	\$2,223,120.00
1000 Terrenos	\$2,223,120.00	\$0.00	\$0.00	\$0.00	\$0.00	\$0.00	\$0.00	\$0.00	\$0.00	\$0.00	\$0.00	\$0.00	\$0.00	\$0.00	\$2,223,120.00
1001 Terrenos	\$2,223,120.00	\$0.00	\$0.00	\$0.00	\$0.00	\$0.00	\$0.00	\$0.00	\$0.00	\$0.00	\$0.00	\$0.00	\$0.00	\$0.00	\$2,223,120.00
0000 INVERSION PUBLICA	\$10,171,868.00	\$0.00	\$0.00	\$0.00	\$992,894.32	\$2,473,676.75	\$1,228,550.35	\$1,509,928.93	\$2,026,556.17	\$0.00	\$0.00	\$0.00	\$0.00	\$8,231,606.52	\$1,940,261.48
0000 Obra pública en bienes de dominio público	\$2,957,395.00	\$0.00	\$0.00	\$0.00	\$992,894.32	\$2,473,676.75	\$1,228,550.35	\$1,509,928.93	\$2,026,556.17	\$0.00	\$0.00	\$0.00	\$0.00	\$8,231,606.52	-\$5,274,211.52
5000 Construcción de vías de comunicación	\$2,957,395.00	\$0.00	\$0.00	\$0.00	\$992,894.32	\$2,473,676.75	\$1,228,550.35	\$1,509,928.93	\$2,026,556.17	\$0.00	\$0.00	\$0.00	\$0.00	\$8,231,606.52	-\$5,274,211.52
5001 Construcción de vías de comunicación	\$2,957,395.00	\$0.00	\$0.00	\$0.00	\$992,894.32	\$2,473,676.75	\$1,228,550.35	\$1,509,928.93	\$2,026,556.17	\$0.00	\$0.00	\$0.00	\$0.00	\$0.00	\$7,214,473.00
0000 Obra pública en bienes propios	\$7,214,473.00	\$0.00	\$0.00	\$0.00	\$0.00	\$0.00	\$0.00	\$0.00	\$0.00	\$0.00	\$0.00	\$0.00	\$0.00	\$0.00	\$5,472,332.00
4000 División de terrenos y construcción de obra	\$5,472,332.00	\$0.00	\$0.00	\$0.00	\$0.00	\$0.00	\$0.00	\$0.00	\$0.00	\$0.00	\$0.00	\$0.00	\$0.00	\$0.00	\$5,472,332.00
4001 División de terrenos y construcción de obra	\$5,472,332.00	\$0.00	\$0.00	\$0.00	\$0.00	\$0.00	\$0.00	\$0.00	\$0.00	\$0.00	\$0.00	\$0.00	\$0.00	\$0.00	\$1,742,141.00
7000 Instalaciones y equipamiento en construcc	\$1,742,141.00	\$0.00	\$0.00	\$0.00	\$0.00	\$0.00	\$0.00	\$0.00	\$0.00	\$0.00	\$0.00	\$0.00	\$0.00	\$0.00	\$1,742,141.00
7001 Instalaciones y equipamiento en construcc	\$1,742,141.00	\$0.00	\$0.00	\$0.00	\$0.00	\$0.00	\$0.00	\$0.00	\$0.00	\$0.00	\$0.00	\$0.00	\$0.00	\$0.00	\$1,742,141.00
<b>F.F.M. 2020</b>	<b>\$12,394,988.00</b>	<b>\$0.00</b>	<b>\$0.00</b>	<b>\$0.00</b>	<b>\$992,894.32</b>	<b>\$2,473,676.75</b>	<b>\$1,228,550.35</b>	<b>\$1,509,928.93</b>	<b>\$2,026,556.17</b>	<b>\$0.00</b>	<b>\$0.00</b>	<b>\$0.00</b>	<b>\$0.00</b>	<b>\$8,231,606.52</b>	<b>\$4,163,381.48</b>

**1513 IEPS-TABACOS 2020**

30000 SERVICIOS PERSONALES	\$584,205.00	\$0.00	\$0.00	\$0.00	\$0.00	\$0.00	\$0.00	\$0.00	\$0.00	\$0.00	\$0.00	\$0.00	\$0.00	\$0.00	\$584,205.00
30000 Remuneraciones adicionales y especiales	\$584,205.00	\$0.00	\$0.00	\$0.00	\$0.00	\$0.00	\$0.00	\$0.00	\$0.00	\$0.00	\$0.00	\$0.00	\$0.00	\$0.00	\$584,205.00
32000 Primas de vacaciones, dominical y gratifica	\$584,205.00	\$0.00	\$0.00	\$0.00	\$0.00	\$0.00	\$0.00	\$0.00	\$0.00	\$0.00	\$0.00	\$0.00	\$0.00	\$0.00	\$584,205.00
32002 Gratificación Anual	\$584,205.00	\$0.00	\$0.00	\$0.00	\$0.00	\$0.00	\$0.00	\$0.00	\$0.00	\$0.00	\$0.00	\$0.00	\$0.00	\$0.00	\$584,205.00
<b>IEPS-TABACOS 2020</b>	<b>\$584,205.00</b>	<b>\$0.00</b>	<b>\$0.00</b>	<b>\$0.00</b>	<b>\$0.00</b>	<b>\$0.00</b>	<b>\$0.00</b>	<b>\$0.00</b>	<b>\$0.00</b>	<b>\$0.00</b>	<b>\$0.00</b>	<b>\$0.00</b>	<b>\$0.00</b>	<b>\$0.00</b>	<b>\$584,205.00</b>


**1514 IEPS GASOLINAS 2020**

00000 SERVICIOS PERSONALES	\$1,217,000.00	\$0.00	\$0.00	\$0.00	\$0.00	\$0.00	\$0.00	\$0.00	\$0.00	\$0.00	\$0.00	\$0.00	\$0.00	\$0.00	\$1,217,000.00
30000 Remuneraciones adicionales y especiales	\$1,217,000.00	\$0.00	\$0.00	\$0.00	\$0.00	\$0.00	\$0.00	\$0.00	\$0.00	\$0.00	\$0.00	\$0.00	\$0.00	\$0.00	\$1,217,000.00
32000 Primas de vacaciones, dominical y gratifica	\$1,217,000.00	\$0.00	\$0.00	\$0.00	\$0.00	\$0.00	\$0.00	\$0.00	\$0.00	\$0.00	\$0.00	\$0.00	\$0.00	\$0.00	\$1,217,000.00
32002 Gratificación Anual	\$1,217,000.00	\$0.00	\$0.00	\$0.00	\$0.00	\$0.00	\$0.00	\$0.00	\$0.00	\$0.00	\$0.00	\$0.00	\$0.00	\$0.00	\$1,217,000.00
<b>IEPS GASOLINAS 2020</b>	<b>\$1,217,000.00</b>	<b>\$0.00</b>	<b>\$0.00</b>	<b>\$0.00</b>	<b>\$0.00</b>	<b>\$0.00</b>	<b>\$0.00</b>	<b>\$0.00</b>	<b>\$0.00</b>	<b>\$0.00</b>	<b>\$0.00</b>	<b>\$0.00</b>	<b>\$0.00</b>	<b>\$0.00</b>	<b>\$1,217,000.00</b>

**1515 ISAN 2020**

100000 SERVICIOS PERSONALES	\$214,799.00	\$0.00	\$0.00	\$0.00	\$0.00	\$0.00	\$0.00	\$0.00	\$0.00	\$0.00	\$0.00	\$0.00	\$0.00	\$0.00	\$214,799.00
130000 Remuneraciones adicionales y especiales	\$214,799.00	\$0.00	\$0.00	\$0.00	\$0.00	\$0.00	\$0.00	\$0.00	\$0.00	\$0.00	\$0.00	\$0.00	\$0.00	\$0.00	\$214,799.00
132000 Primas de vacaciones, dominical y gratifica	\$214,799.00	\$0.00	\$0.00	\$0.00	\$0.00	\$0.00	\$0.00	\$0.00	\$0.00	\$0.00	\$0.00	\$0.00	\$0.00	\$0.00	\$214,799.00
132002 Gratificación Anual	\$214,799.00	\$0.00	\$0.00	\$0.00	\$0.00	\$0.00	\$0.00	\$0.00	\$0.00	\$0.00	\$0.00	\$0.00	\$0.00	\$0.00	\$214,799.00
<b>ISAN 2020</b>	<b>\$214,799.00</b>	<b>\$0.00</b>	<b>\$0.00</b>	<b>\$0.00</b>	<b>\$0.00</b>	<b>\$0.00</b>	<b>\$0.00</b>	<b>\$0.00</b>	<b>\$0.00</b>	<b>\$0.00</b>	<b>\$0.00</b>	<b>\$0.00</b>	<b>\$0.00</b>	<b>\$0.00</b>	<b>\$214,799.00</b>

**1516 FOFIS 2020**



MUNICIPIO DE FRANCISCO I. MADERO, HIDALGO  
HIDALGO


Analítico Mensual de Egresos Pagados por Fuente de Financiamiento al 31/ago./2020  
(Cuentas con Movimientos)  
(Cifras en pesos y centavos)

Fecha y hora de impresión | 03/sep./2020  
02:08 p. m.



Usr: supervisor  
Rep: rptAnaliticoPresupuestoEgresos\_FF

Objeto del Gasto		Presupuesto Vigente	Ene	Feb	Mar	Abr	May	Jun	Jul	Ago	Sep	Oct	Nov	Dic	Total	Diferencia (Vigente - Total)
0000	SERVICIOS PERSONALES	\$975,470.00	\$0.00	\$0.00	\$0.00	\$0.00	\$0.00	\$0.00	\$0.00	\$70,831.50	\$0.00	\$0.00	\$0.00	\$0.00	\$70,831.50	\$904,638.50
0000	Remuneraciones adicionales y especiales	\$975,470.00	\$0.00	\$0.00	\$0.00	\$0.00	\$0.00	\$0.00	\$0.00	\$70,831.50	\$0.00	\$0.00	\$0.00	\$0.00	\$70,831.50	\$904,638.50
2000	Primas de vacaciones, dominical y gratifica	\$975,470.00	\$0.00	\$0.00	\$0.00	\$0.00	\$0.00	\$0.00	\$0.00	\$70,831.50	\$0.00	\$0.00	\$0.00	\$0.00	\$70,831.50	\$904,638.50
2002	Gratificación Anual	\$975,470.00	\$0.00	\$0.00	\$0.00	\$0.00	\$0.00	\$0.00	\$0.00	\$70,831.50	\$0.00	\$0.00	\$0.00	\$0.00	\$70,831.50	\$904,638.50
FOFIS 2020		\$975,470.00	\$0.00	\$0.00	\$0.00	\$0.00	\$0.00	\$0.00	\$0.00	\$70,831.50	\$0.00	\$0.00	\$0.00	\$0.00	\$70,831.50	\$904,638.50
1517 CISAN 2020																
00000	SERVICIOS PERSONALES	\$44,277.00	\$0.00	\$0.00	\$0.00	\$0.00	\$0.00	\$0.00	\$0.00	\$0.00	\$0.00	\$0.00	\$0.00	\$0.00	\$0.00	\$44,277.00
00000	Remuneraciones adicionales y especiales	\$44,277.00	\$0.00	\$0.00	\$0.00	\$0.00	\$0.00	\$0.00	\$0.00	\$0.00	\$0.00	\$0.00	\$0.00	\$0.00	\$0.00	\$44,277.00
32000	Primas de vacaciones, dominical y gratifica	\$44,277.00	\$0.00	\$0.00	\$0.00	\$0.00	\$0.00	\$0.00	\$0.00	\$0.00	\$0.00	\$0.00	\$0.00	\$0.00	\$0.00	\$44,277.00
32002	Gratificación Anual	\$44,277.00	\$0.00	\$0.00	\$0.00	\$0.00	\$0.00	\$0.00	\$0.00	\$0.00	\$0.00	\$0.00	\$0.00	\$0.00	\$0.00	\$44,277.00
CISAN 2020		\$44,277.00	\$0.00	\$0.00	\$0.00	\$0.00	\$0.00	\$0.00	\$0.00	\$0.00	\$0.00	\$0.00	\$0.00	\$0.00	\$0.00	\$44,277.00
2516 FAISM 2019																
00000	INVERSION PUBLICA	\$5,075,082.98	\$1,945,616.88	\$2,923,686.30	\$2,291,155.79	\$35,738.18	\$0.00	\$0.00	\$2,513.98	\$0.00	\$0.00	\$0.00	\$0.00	\$0.00	\$7,198,711.13	-\$2,123,628.15
10000	Obra pública en bienes de dominio públic	\$5,075,082.98	\$1,945,616.88	\$2,923,686.30	\$2,291,155.79	\$35,738.18	\$0.00	\$0.00	\$2,513.98	\$0.00	\$0.00	\$0.00	\$0.00	\$0.00	\$7,198,711.13	-\$2,123,628.15
13000	Construcción de obras para el abastecimie	\$1,835,174.59	\$319,368.64	\$974,899.73	\$1,323,311.86	\$0.00	\$0.00	\$0.00	\$2,513.98	\$0.00	\$0.00	\$0.00	\$0.00	\$0.00	\$2,620,094.21	-\$784,919.62
13001	Construcción de obras para el abastecimie	\$1,835,174.59	\$319,368.64	\$974,899.73	\$1,323,311.86	\$0.00	\$0.00	\$0.00	\$2,513.98	\$0.00	\$0.00	\$0.00	\$0.00	\$0.00	\$2,620,094.21	-\$784,919.62
14000	División de terrenos y construcción de obr	\$1,099,320.45	\$1,203,877.25	\$189,633.91	\$110,572.27	\$20,282.21	\$0.00	\$0.00	\$0.00	\$0.00	\$0.00	\$0.00	\$0.00	\$0.00	\$1,524,365.64	-\$425,045.19
14001	División de terrenos y construcción de obr	\$1,099,320.45	\$1,203,877.25	\$189,633.91	\$110,572.27	\$20,282.21	\$0.00	\$0.00	\$0.00	\$0.00	\$0.00	\$0.00	\$0.00	\$0.00	\$1,524,365.64	-\$425,045.19
15000	Construcción de vías de comunicación	\$958,526.79	\$0.00	\$1,336,036.84	\$17,831.18	\$15,455.97	\$0.00	\$0.00	\$0.00	\$0.00	\$0.00	\$0.00	\$0.00	\$0.00	\$1,369,323.99	-\$410,797.20
15001	Construcción de vías de comunicación	\$958,526.79	\$0.00	\$1,336,036.84	\$17,831.18	\$15,455.97	\$0.00	\$0.00	\$0.00	\$0.00	\$0.00	\$0.00	\$0.00	\$0.00	\$1,369,323.99	-\$410,797.20
17000	Instalaciones y equipamiento en construcc	\$1,182,061.15	\$422,370.99	\$423,115.82	\$639,440.48	\$0.00	\$0.00	\$0.00	\$0.00	\$0.00	\$0.00	\$0.00	\$0.00	\$0.00	\$1,684,927.29	-\$502,866.14
17001	Instalaciones y equipamiento en construcc	\$1,182,061.15	\$422,370.99	\$423,115.82	\$639,440.48	\$0.00	\$0.00	\$0.00	\$0.00	\$0.00	\$0.00	\$0.00	\$0.00	\$0.00	\$1,684,927.29	-\$502,866.14
FAISM 2019		\$5,075,082.98	\$1,945,616.88	\$2,923,686.30	\$2,291,155.79	\$35,738.18	\$0.00	\$0.00	\$2,513.98	\$0.00	\$0.00	\$0.00	\$0.00	\$0.00	\$7,198,711.13	-\$2,123,628.15
2520 FAISM 2020																
00000	INVERSION PUBLICA	\$13,053,390.00	\$0.00	\$0.00	\$0.00	\$0.00	\$0.00	\$0.00	\$0.00	\$2,570,118.49	\$0.00	\$0.00	\$0.00	\$0.00	\$2,570,118.49	\$10,483,271.51
00000	Obra pública en bienes de dominio públic	\$13,053,390.00	\$0.00	\$0.00	\$0.00	\$0.00	\$0.00	\$0.00	\$0.00	\$2,570,118.49	\$0.00	\$0.00	\$0.00	\$0.00	\$2,570,118.49	\$10,483,271.51
313000	Construcción de obras para el abastecimie	\$1,118,777.00	\$0.00	\$0.00	\$0.00	\$0.00	\$0.00	\$0.00	\$0.00	\$0.00	\$0.00	\$0.00	\$0.00	\$0.00	\$0.00	\$1,118,777.00
313001	Construcción de obras para el abastecimie	\$1,118,777.00	\$0.00	\$0.00	\$0.00	\$0.00	\$0.00	\$0.00	\$0.00	\$0.00	\$0.00	\$0.00	\$0.00	\$0.00	\$0.00	\$1,118,777.00
314000	División de terrenos y construcción de obr	\$8,977,318.00	\$0.00	\$0.00	\$0.00	\$0.00	\$0.00	\$0.00	\$0.00	\$1,641,044.41	\$0.00	\$0.00	\$0.00	\$0.00	\$1,641,044.41	\$7,336,273.59
314001	División de terrenos y construcción de obr	\$8,977,318.00	\$0.00	\$0.00	\$0.00	\$0.00	\$0.00	\$0.00	\$0.00	\$1,641,044.41	\$0.00	\$0.00	\$0.00	\$0.00	\$1,641,044.41	\$7,336,273.59
315000	Construcción de vías de comunicación	\$1,957,295.00	\$0.00	\$0.00	\$0.00	\$0.00	\$0.00	\$0.00	\$0.00	\$929,074.08	\$0.00	\$0.00	\$0.00	\$0.00	\$929,074.08	\$1,028,220.92
315001	Construcción de vías de comunicación	\$1,957,295.00	\$0.00	\$0.00	\$0.00	\$0.00	\$0.00	\$0.00	\$0.00	\$929,074.08	\$0.00	\$0.00	\$0.00	\$0.00	\$929,074.08	\$1,028,220.92
617000	Instalaciones y equipamiento en construcc	\$1,000,000.00	\$0.00	\$0.00	\$0.00	\$0.00	\$0.00	\$0.00	\$0.00	\$0.00	\$0.00	\$0.00	\$0.00	\$0.00	\$0.00	\$1,000,000.00
617001	Instalaciones y equipamiento en construcc	\$1,000,000.00	\$0.00	\$0.00	\$0.00	\$0.00	\$0.00	\$0.00	\$0.00	\$0.00	\$0.00	\$0.00	\$0.00	\$0.00	\$0.00	\$1,000,000.00



MUNICIPIO DE FRANCISCO I. MADERO, HIDALGO  
HIDALGO


Analítico Mensual de Egresos Pagados por Fuente de Financiamiento al 31/ago./2020  
(Cuentas con Movimientos)  
(Cifras en pesos y centavos)

Fecha y hora de impresión | 03/sep./2020  
02:08 p. m.



Usr supervisor  
Rep: rptAnaliticoPresupuestoEgresos\_FF

Objeto del Gasto	Presupuesto Vigente	Ene	Feb	Mar	Abr	May	Jun	Jul	Ago	Sep	Oct	Nov	Dic	Total	Diferencia (Vigente - Total)
<b>FAISM 2020</b>	<b>\$15,053,390.00</b>	<b>\$0.00</b>	<b>\$0.00</b>	<b>\$0.00</b>	<b>\$0.00</b>	<b>\$0.00</b>	<b>\$0.00</b>	<b>\$0.00</b>	<b>\$2,570,118.49</b>	<b>\$0.00</b>	<b>\$0.00</b>	<b>\$0.00</b>	<b>\$0.00</b>	<b>\$2,570,118.49</b>	<b>\$10,483,271.51</b>
<b>2521 FORTAMUN 2020</b>															
<b>0000 SERVICIOS PERSONALES</b>	<b>\$9,025,002.00</b>	<b>\$534,073.00</b>	<b>\$539,878.00</b>	<b>\$669,940.00</b>	<b>\$541,303.00</b>	<b>\$528,686.00</b>	<b>\$547,221.00</b>	<b>\$666,375.00</b>	<b>\$541,646.00</b>	<b>\$0.00</b>	<b>\$0.00</b>	<b>\$0.00</b>	<b>\$0.00</b>	<b>\$4,348,122.00</b>	<b>\$4,676,880.00</b>
0000 Remuneraciones al personal de carácter	\$6,421,734.00	\$509,631.00	\$515,342.00	\$520,543.00	\$515,660.00	\$505,178.00	\$523,713.00	\$518,650.00	\$515,855.00	\$0.00	\$0.00	\$0.00	\$0.00	\$4,124,572.00	\$2,297,162.00
13000 Sueldos base al personal permanente	\$6,421,734.00	\$509,631.00	\$515,342.00	\$520,543.00	\$515,660.00	\$505,178.00	\$523,713.00	\$518,650.00	\$515,855.00	\$0.00	\$0.00	\$0.00	\$0.00	\$4,124,572.00	\$2,297,162.00
13001 Sueldos	\$6,421,734.00	\$509,631.00	\$515,342.00	\$520,543.00	\$515,660.00	\$505,178.00	\$523,713.00	\$518,650.00	\$515,855.00	\$0.00	\$0.00	\$0.00	\$0.00	\$4,124,572.00	\$2,297,162.00
30000 Remuneraciones adicionales y especiales:	\$2,030,067.00	\$7,357.00	\$8,198.00	\$23,389.00	\$9,635.00	\$7,500.00	\$7,500.00	\$13,855.00	\$6,525.00	\$0.00	\$0.00	\$0.00	\$0.00	\$83,957.00	\$1,946,110.00
31000 Primas por años de servicios efectivos pre:	\$78,476.00	\$6,757.00	\$6,899.00	\$6,900.00	\$6,900.00	\$6,900.00	\$6,900.00	\$6,389.00	\$5,925.00	\$0.00	\$0.00	\$0.00	\$0.00	\$53,570.00	\$24,906.00
31001 Prima Quinquenal	\$78,476.00	\$6,757.00	\$6,899.00	\$6,900.00	\$6,900.00	\$6,900.00	\$6,900.00	\$6,389.00	\$5,925.00	\$0.00	\$0.00	\$0.00	\$0.00	\$53,570.00	\$24,906.00
32000 Primas de vacaciones, dominical y gratifica:	\$1,780,827.00	\$0.00	\$697.00	\$15,889.00	\$1,985.00	\$0.00	\$0.00	\$4,866.00	\$0.00	\$0.00	\$0.00	\$0.00	\$0.00	\$23,437.00	\$1,804,264.00
32001 Prima de Vacaciones y Dominical	\$1,780,827.00	\$0.00	\$697.00	\$15,889.00	\$1,985.00	\$0.00	\$0.00	\$4,866.00	\$0.00	\$0.00	\$0.00	\$0.00	\$0.00	\$23,437.00	\$1,804,264.00
32002 Gratificación Anual	\$1,624,962.00	\$0.00	\$0.00	\$0.00	\$0.00	\$0.00	\$0.00	\$0.00	\$0.00	\$0.00	\$0.00	\$0.00	\$0.00	\$0.00	\$1,624,962.00
34000 Compensaciones	\$160,764.00	\$600.00	\$600.00	\$600.00	\$750.00	\$600.00	\$600.00	\$2,600.00	\$600.00	\$0.00	\$0.00	\$0.00	\$0.00	\$6,950.00	\$153,814.00
34001 Compensaciones	\$160,764.00	\$600.00	\$600.00	\$600.00	\$750.00	\$600.00	\$600.00	\$2,600.00	\$600.00	\$0.00	\$0.00	\$0.00	\$0.00	\$6,950.00	\$153,814.00
50000 Otras prestaciones sociales y económica	\$573,201.00	\$17,085.00	\$16,340.00	\$16,008.00	\$16,008.00	\$16,008.00	\$16,008.00	\$23,876.00	\$19,266.00	\$0.00	\$0.00	\$0.00	\$0.00	\$140,593.00	\$432,608.00
51000 Cuotas para el fondo de ahorro y fondo de	\$136,831.00	\$9,660.00	\$10,064.00	\$10,068.00	\$10,068.00	\$10,068.00	\$10,068.00	\$9,340.00	\$8,846.00	\$0.00	\$0.00	\$0.00	\$0.00	\$78,182.00	\$58,649.00
51001 Cuotas para el fondo de ahorro y fondo de	\$136,831.00	\$9,660.00	\$10,064.00	\$10,068.00	\$10,068.00	\$10,068.00	\$10,068.00	\$9,340.00	\$8,846.00	\$0.00	\$0.00	\$0.00	\$0.00	\$78,182.00	\$58,649.00
54000 Prestaciones contractuales	\$326,250.00	\$5,940.00	\$5,940.00	\$5,940.00	\$5,940.00	\$5,940.00	\$5,940.00	\$5,730.00	\$5,520.00	\$0.00	\$0.00	\$0.00	\$0.00	\$46,890.00	\$279,360.00
54001 Prestaciones establecidas por condiciones	\$326,250.00	\$5,940.00	\$5,940.00	\$5,940.00	\$5,940.00	\$5,940.00	\$5,940.00	\$5,730.00	\$5,520.00	\$0.00	\$0.00	\$0.00	\$0.00	\$46,890.00	\$279,360.00
59000 Otras prestaciones sociales y económicas	\$110,120.00	\$1,485.00	\$336.00	\$0.00	\$0.00	\$0.00	\$0.00	\$8,800.00	\$4,900.00	\$0.00	\$0.00	\$0.00	\$0.00	\$15,521.00	\$94,599.00
59001 Otras Prestaciones	\$110,120.00	\$1,485.00	\$336.00	\$0.00	\$0.00	\$0.00	\$0.00	\$8,800.00	\$4,900.00	\$0.00	\$0.00	\$0.00	\$0.00	\$15,521.00	\$94,599.00
<b>00000 MATERIALES Y SUMINISTROS</b>	<b>\$5,000,000.00</b>	<b>\$100,000.00</b>	<b>\$654,715.04</b>	<b>\$603,565.21</b>	<b>\$651,410.14</b>	<b>\$525,056.98</b>	<b>\$413,112.53</b>	<b>\$438,695.19</b>	<b>\$771,548.00</b>	<b>\$0.00</b>	<b>\$0.00</b>	<b>\$0.00</b>	<b>\$0.00</b>	<b>\$4,058,103.09</b>	<b>\$918,896.91</b>
40000 Materiales y artículos de construcción y c	\$1,350,000.00	\$0.00	\$300,000.00	\$300,000.00	\$300,000.00	\$212,639.95	\$0.00	\$2,001.00	\$0.00	\$0.00	\$0.00	\$0.00	\$0.00	\$1,114,640.95	\$235,359.05
46000 Material eléctrico y electrónico	\$1,350,000.00	\$0.00	\$300,000.00	\$300,000.00	\$300,000.00	\$212,639.95	\$0.00	\$2,001.00	\$0.00	\$0.00	\$0.00	\$0.00	\$0.00	\$1,114,640.95	\$235,359.05
46001 Material Eléctrico	\$1,350,000.00	\$0.00	\$300,000.00	\$300,000.00	\$300,000.00	\$212,639.95	\$0.00	\$2,001.00	\$0.00	\$0.00	\$0.00	\$0.00	\$0.00	\$1,114,640.95	\$235,359.05
260000 Combustibles, lubricantes y aditivos	\$3,500,000.00	\$100,000.00	\$354,715.04	\$203,565.21	\$351,410.14	\$312,417.03	\$353,112.53	\$374,198.19	\$771,548.00	\$0.00	\$0.00	\$0.00	\$0.00	\$2,820,966.14	\$679,033.86
261000 Combustibles, lubricantes y aditivos	\$3,500,000.00	\$100,000.00	\$354,715.04	\$203,565.21	\$351,410.14	\$312,417.03	\$353,112.53	\$374,198.19	\$771,548.00	\$0.00	\$0.00	\$0.00	\$0.00	\$2,820,966.14	\$679,033.86
261001 Combustibles y Lubricantes vehículos y eq	\$3,500,000.00	\$100,000.00	\$354,715.04	\$203,565.21	\$351,410.14	\$312,417.03	\$353,112.53	\$374,198.19	\$771,548.00	\$0.00	\$0.00	\$0.00	\$0.00	\$2,820,966.14	\$679,033.86
270000 Vestuario, blancos, prendas de protecció	\$150,000.00	\$0.00	\$0.00	\$0.00	\$0.00	\$0.00	\$0.00	\$62,496.00	\$0.00	\$0.00	\$0.00	\$0.00	\$0.00	\$122,496.00	\$27,504.00
271000 Vestuario y uniformes	\$150,000.00	\$0.00	\$0.00	\$0.00	\$0.00	\$0.00	\$0.00	\$62,496.00	\$0.00	\$0.00	\$0.00	\$0.00	\$0.00	\$122,496.00	\$27,504.00
271001 Vestuario, Uniformes	\$150,000.00	\$0.00	\$0.00	\$0.00	\$0.00	\$0.00	\$0.00	\$62,496.00	\$0.00	\$0.00	\$0.00	\$0.00	\$0.00	\$122,496.00	\$27,504.00
<b>300000 SERVICIOS GENERALES</b>	<b>\$7,260,246.00</b>	<b>\$198,479.53</b>	<b>\$101,729.38</b>	<b>\$1,080,612.76</b>	<b>\$707,727.14</b>	<b>\$580,430.92</b>	<b>\$491,807.23</b>	<b>\$460,027.28</b>	<b>\$479,081.94</b>	<b>\$0.00</b>	<b>\$0.00</b>	<b>\$0.00</b>	<b>\$0.00</b>	<b>\$3,892,134.18</b>	<b>\$2,868,111.82</b>
310000 Servicios básicos	\$6,760,246.00	\$101,869.53	\$101,729.38	\$1,080,612.76	\$596,575.14	\$580,430.92	\$491,807.23	\$460,027.28	\$479,081.94	\$0.00	\$0.00	\$0.00	\$0.00	\$3,892,134.18	\$2,868,111.82
311000 Energía eléctrica	\$6,760,246.00	\$101,869.53	\$101,729.38	\$1,080,612.76	\$596,575.14	\$580,430.92	\$491,807.23	\$460,027.28	\$479,081.94	\$0.00	\$0.00	\$0.00	\$0.00	\$3,892,134.18	\$2,868,111.82
311001 Servicio de Energía Eléctrica	\$6,760,246.00	\$101,869.53	\$101,729.38	\$1,080,612.76	\$596,575.14	\$580,430.92	\$491,807.23	\$460,027.28	\$479,081.94	\$0.00	\$0.00	\$0.00	\$0.00	\$3,892,134.18	\$2,868,111.82
390000 Otros servicios generales	\$500,000.00	\$96,610.00	\$0.00	\$0.00	\$111,152.00	\$0.00	\$0.00	\$111,152.00	\$0.00	\$0.00	\$0.00	\$0.00	\$0.00	\$318,914.00	\$181,086.00
392000 Impuestos y derechos	\$500,000.00	\$96,610.00	\$0.00	\$0.00	\$111,152.00	\$0.00	\$0.00	\$111,152.00	\$0.00	\$0.00	\$0.00	\$0.00	\$0.00	\$318,914.00	\$181,086.00
392006 Pago de derechos	\$500,000.00	\$96,610.00	\$0.00	\$0.00	\$111,152.00	\$0.00	\$0.00	\$111,152.00	\$0.00	\$0.00	\$0.00	\$0.00	\$0.00	\$318,914.00	\$181,086.00



2016-2020

2016-2020

2016-2020

MUNICIPIO DE FRANCISCO I. MADERO, HIDALGO  
HIDALGO

Analítico Mensual de Egresos Pagados por Fuente de Financiamiento al 31/ago./2020  
(Cuentas con Movimientos)  
(Cifras en pesos y centavos)

Fecha y hora de Impresión | 03/sep./2020 | 02:08 p. m.



Usr: supervisor  
Rep: rptAnaliticoPresupuestoEgresos\_FF

Objeto del Gasto	Presupuesto Vigente	Ene	Feb	Mar	Abr	May	Jun	Jul	Ago	Sep	Oct	Nov	Dic	Total	Diferencia (Vigente - Total)
0000 TRANSFERENCIAS, ASIGNACIONES	\$194,413.60	\$0.00	\$0.00	\$0.00	\$0.00	\$194,413.60	\$0.00	\$0.00	\$0.00	\$0.00	\$0.00	\$0.00	\$0.00	\$194,413.60	\$0.00
0000 Ayudas sociales	\$194,413.60	\$0.00	\$0.00	\$0.00	\$0.00	\$194,413.60	\$0.00	\$0.00	\$0.00	\$0.00	\$0.00	\$0.00	\$0.00	\$194,413.60	\$0.00
1000 Ayudas sociales a personas	\$194,413.60	\$0.00	\$0.00	\$0.00	\$0.00	\$194,413.60	\$0.00	\$0.00	\$0.00	\$0.00	\$0.00	\$0.00	\$0.00	\$194,413.60	\$0.00
1001 Ayudas sociales a personas	\$194,413.60	\$0.00	\$0.00	\$0.00	\$0.00	\$194,413.60	\$0.00	\$0.00	\$0.00	\$0.00	\$0.00	\$0.00	\$0.00	\$194,413.60	\$0.00
0000 BIENES MUEBLES, INMUEBLES E IN	\$1,276,000.00	\$0.00	\$0.00	\$0.00	\$0.00	\$0.00	\$0.00	\$1,276,000.00	\$0.00	\$0.00	\$0.00	\$0.00	\$0.00	\$1,276,000.00	\$0.00
0000 Maquinaria, otros equipos y herramientas	\$1,276,000.00	\$0.00	\$0.00	\$0.00	\$0.00	\$0.00	\$0.00	\$1,276,000.00	\$0.00	\$0.00	\$0.00	\$0.00	\$0.00	\$1,276,000.00	\$0.00
3000 Maquinaria y equipo de construcción	\$1,276,000.00	\$0.00	\$0.00	\$0.00	\$0.00	\$0.00	\$0.00	\$1,276,000.00	\$0.00	\$0.00	\$0.00	\$0.00	\$0.00	\$1,276,000.00	\$0.00
3001 Equipo de Construcción	\$1,276,000.00	\$0.00	\$0.00	\$0.00	\$0.00	\$0.00	\$0.00	\$1,276,000.00	\$0.00	\$0.00	\$0.00	\$0.00	\$0.00	\$1,276,000.00	\$0.00
0000 INVERSION PUBLICA	\$2,152,142.40	\$0.00	\$0.00	\$0.00	\$0.00	\$0.00	\$0.00	\$0.00	\$1,169,457.48	\$0.00	\$0.00	\$0.00	\$0.00	\$1,169,457.48	\$982,684.92
0000 Obra pública en bienes de dominio públic	\$2,152,142.40	\$0.00	\$0.00	\$0.00	\$0.00	\$0.00	\$0.00	\$0.00	\$1,169,457.48	\$0.00	\$0.00	\$0.00	\$0.00	\$1,169,457.48	\$982,684.92
4000 División de terrenos y construcción de obr	\$956,142.40	\$0.00	\$0.00	\$0.00	\$0.00	\$0.00	\$0.00	\$0.00	\$0.00	\$0.00	\$0.00	\$0.00	\$0.00	\$0.00	\$956,142.40
4001 División de terrenos y construcción de obr	\$956,142.40	\$0.00	\$0.00	\$0.00	\$0.00	\$0.00	\$0.00	\$0.00	\$0.00	\$0.00	\$0.00	\$0.00	\$0.00	\$0.00	\$956,142.40
15000 Construcción de vías de comunicación	\$1,196,000.00	\$0.00	\$0.00	\$0.00	\$0.00	\$0.00	\$0.00	\$0.00	\$1,169,457.48	\$0.00	\$0.00	\$0.00	\$0.00	\$1,169,457.48	\$26,542.52
15001 Construcción de vías de comunicación	\$1,196,000.00	\$0.00	\$0.00	\$0.00	\$0.00	\$0.00	\$0.00	\$0.00	\$1,169,457.48	\$0.00	\$0.00	\$0.00	\$0.00	\$1,169,457.48	\$26,542.52
<b>FORTAMUN 2020</b>	<b>\$24,907,804.00</b>	<b>\$832,552.53</b>	<b>\$1,296,322.42</b>	<b>\$2,144,117.97</b>	<b>\$1,900,446.26</b>	<b>\$1,826,587.50</b>	<b>\$1,452,140.76</b>	<b>\$2,842,249.47</b>	<b>\$2,961,733.42</b>	<b>\$0.00</b>	<b>\$0.00</b>	<b>\$0.00</b>	<b>\$0.00</b>	<b>\$59,302,653.40</b>	<b>\$37,896,994.06</b>
<b>Total Final</b>	<b>\$97,199,637.46</b>	<b>\$4,925,377.67</b>	<b>\$7,219,080.57</b>	<b>\$8,213,337.10</b>	<b>\$6,692,285.96</b>	<b>\$8,244,926.33</b>	<b>\$5,738,550.73</b>	<b>\$7,513,705.43</b>	<b>\$10,757,369...</b>	<b>\$0.00</b>	<b>\$0.00</b>	<b>\$0.00</b>	<b>\$0.00</b>	<b>\$59,302,653.40</b>	<b>\$37,896,994.06</b>





Usu: supervisor  
 Rep: rptAnaliticoPresupuestoEgresos\_FF


# MUNICIPIO DE FRANCISCO I. MADERO, HIDALGO

Analítico Mensual de Egresos Pagados por Fuente de Financiamiento al 30/sep./2020

(Cuentas con Movimientos)  
 (Cifras en pesos y centavos)

Fecha y hora de Impresión | 07/oct./2020  
 10:29 a. m.

Objeto del Gasto	Presupuesto Vigente	Ene	Feb	Mar	Abr	May	Jun	Jul	Ago	Sep	Oct	Nov	Dic	Total	Diferencia (Vigente - Total)
<b>1103 RECURSOS PROPIOS 2020</b>															
<b>100000 SERVICIOS PERSONALES</b>	<b>\$530,000.00</b>	<b>\$65,379.35</b>	<b>\$48,853.02</b>	<b>\$47,275.00</b>	<b>\$80,480.00</b>	<b>\$67,873.00</b>	<b>\$37,266.00</b>	<b>\$79,871.00</b>	<b>\$82,049.00</b>	<b>\$12,116.67</b>	<b>\$0.00</b>	<b>\$0.00</b>	<b>\$0.00</b>	<b>\$521,163.04</b>	<b>\$8,836.96</b>
120000 Remuneraciones al personal de carácter	\$250,000.00	\$20,000.00	\$18,568.00	\$21,000.00	\$43,667.00	\$54,600.00	\$31,266.00	\$25,600.00	\$29,833.00	\$12,116.67	\$0.00	\$0.00	\$0.00	\$256,650.67	-\$6,650.67
122000 Sueldos base al personal eventual	\$250,000.00	\$20,000.00	\$18,568.00	\$21,000.00	\$43,667.00	\$54,600.00	\$31,266.00	\$25,600.00	\$29,833.00	\$12,116.67	\$0.00	\$0.00	\$0.00	\$256,650.67	-\$6,650.67
122003 Lista de Raya	\$250,000.00	\$20,000.00	\$18,568.00	\$21,000.00	\$43,667.00	\$54,600.00	\$31,266.00	\$25,600.00	\$29,833.00	\$12,116.67	\$0.00	\$0.00	\$0.00	\$256,650.67	-\$6,650.67
130000 Remuneraciones adicionales y especiales	\$100,000.00	\$8,034.33	\$0.00	\$0.00	\$0.00	\$0.00	\$0.00	\$0.00	\$0.00	\$0.00	\$0.00	\$0.00	\$0.00	\$8,034.33	\$91,965.67
134000 Compensaciones	\$100,000.00	\$8,034.33	\$0.00	\$0.00	\$0.00	\$0.00	\$0.00	\$0.00	\$0.00	\$0.00	\$0.00	\$0.00	\$0.00	\$8,034.33	\$91,965.67
134001 Compensaciones	\$100,000.00	\$8,034.33	\$0.00	\$0.00	\$0.00	\$0.00	\$0.00	\$0.00	\$0.00	\$0.00	\$0.00	\$0.00	\$0.00	\$8,034.33	\$91,965.67
150000 Otras prestaciones sociales y económica	\$180,000.00	\$37,345.02	\$30,285.02	\$26,275.00	\$36,813.00	\$13,273.00	\$6,000.00	\$54,271.00	\$52,216.00	\$0.00	\$0.00	\$0.00	\$0.00	\$256,478.04	-\$76,478.04
152000 Indemnizaciones	\$80,000.00	\$0.00	\$0.00	\$0.00	\$0.00	\$0.00	\$0.00	\$0.00	\$0.00	\$0.00	\$0.00	\$0.00	\$0.00	\$0.00	\$80,000.00
152001 Indemnizaciones	\$80,000.00	\$0.00	\$0.00	\$0.00	\$0.00	\$0.00	\$0.00	\$0.00	\$0.00	\$0.00	\$0.00	\$0.00	\$0.00	\$0.00	\$80,000.00
159000 Otras prestaciones sociales y económicas	\$100,000.00	\$37,345.02	\$30,285.02	\$26,275.00	\$36,813.00	\$13,273.00	\$6,000.00	\$54,271.00	\$52,216.00	\$0.00	\$0.00	\$0.00	\$0.00	\$256,478.04	-\$156,478.04
159002 Otras Prestaciones	\$100,000.00	\$37,345.02	\$30,285.02	\$26,275.00	\$36,813.00	\$13,273.00	\$6,000.00	\$54,271.00	\$52,216.00	\$0.00	\$0.00	\$0.00	\$0.00	\$256,478.04	-\$156,478.04
<b>200000 MATERIALES Y SUMINISTROS</b>	<b>\$2,890,000.00</b>	<b>\$184,915.20</b>	<b>\$237,177.36</b>	<b>\$158,507.80</b>	<b>\$23,208.58</b>	<b>\$95,175.56</b>	<b>\$65,840.11</b>	<b>\$25,533.00</b>	<b>\$237,727.40</b>	<b>\$1,956.92</b>	<b>\$0.00</b>	<b>\$0.00</b>	<b>\$0.00</b>	<b>\$1,030,041.93</b>	<b>\$1,859,958.07</b>
210000 Materiales de administración, emisión de	\$700,000.00	\$179,359.20	\$228,793.00	\$78,143.44	\$0.00	\$91,736.16	\$4,518.07	\$0.00	\$189,524.86	\$1,956.92	\$0.00	\$0.00	\$0.00	\$775,031.65	-\$75,031.65
211000 Materiales, útiles y equipos menores de ofi	\$230,000.00	\$100,943.20	\$114,962.10	\$1,388.92	\$0.00	\$2,698.16	\$4,518.07	\$0.00	\$72,560.32	\$1,956.92	\$0.00	\$0.00	\$0.00	\$299,027.69	-\$69,027.69
211001 Material de Oficina	\$230,000.00	\$100,943.20	\$114,962.10	\$1,388.92	\$0.00	\$2,698.16	\$4,518.07	\$0.00	\$72,560.32	\$1,956.92	\$0.00	\$0.00	\$0.00	\$299,027.69	-\$69,027.69
212000 Materiales y útiles de impresión y reproduc	\$250,000.00	\$15,660.00	\$52,417.10	\$72,056.52	\$0.00	\$89,038.00	\$0.00	\$0.00	\$87,505.18	\$0.00	\$0.00	\$0.00	\$0.00	\$316,676.80	-\$66,676.80
212001 Materiales y Útiles de Impresión	\$250,000.00	\$15,660.00	\$52,417.10	\$72,056.52	\$0.00	\$89,038.00	\$0.00	\$0.00	\$87,505.18	\$0.00	\$0.00	\$0.00	\$0.00	\$316,676.80	-\$66,676.80
214000 Materiales, útiles y equipos menores de tei	\$90,000.00	\$0.00	\$0.00	\$4,698.00	\$0.00	\$0.00	\$0.00	\$0.00	\$0.00	\$0.00	\$0.00	\$0.00	\$0.00	\$4,698.00	\$85,302.00
214001 Material para Bienes Informáticos	\$90,000.00	\$0.00	\$0.00	\$4,698.00	\$0.00	\$0.00	\$0.00	\$0.00	\$0.00	\$0.00	\$0.00	\$0.00	\$0.00	\$4,698.00	\$85,302.00
216000 Material de limpieza	\$130,000.00	\$62,756.00	\$62,413.80	\$0.00	\$0.00	\$0.00	\$0.00	\$0.00	\$29,459.36	\$0.00	\$0.00	\$0.00	\$0.00	\$154,629.16	-\$24,629.16
216001 Material de Limpieza	\$130,000.00	\$62,756.00	\$62,413.80	\$0.00	\$0.00	\$0.00	\$0.00	\$0.00	\$29,459.36	\$0.00	\$0.00	\$0.00	\$0.00	\$154,629.16	-\$24,629.16
220000 Alimentos y utensilios	\$10,000.00	\$800.00	\$3,600.00	\$3,000.00	\$0.00	\$0.00	\$195.80	\$0.00	\$0.00	\$0.00	\$0.00	\$0.00	\$0.00	\$7,596.80	\$2,403.20
221000 Productos alimenticios para personas	\$10,000.00	\$800.00	\$3,600.00	\$3,000.00	\$0.00	\$0.00	\$195.80	\$0.00	\$0.00	\$0.00	\$0.00	\$0.00	\$0.00	\$7,596.80	\$2,403.20
221001 Alimentación de Personas	\$10,000.00	\$800.00	\$3,600.00	\$3,000.00	\$0.00	\$0.00	\$195.80	\$0.00	\$0.00	\$0.00	\$0.00	\$0.00	\$0.00	\$7,596.80	\$2,403.20
240000 Materiales y artículos de construcción y c	\$500,000.00	\$0.00	\$0.00	\$0.00	\$0.00	\$2,064.80	\$41,089.52	\$24,273.00	\$17,868.54	\$0.00	\$0.00	\$0.00	\$0.00	\$85,295.86	\$414,704.14
242000 Cemento y productos de concreto	\$300,000.00	\$0.00	\$0.00	\$0.00	\$0.00	\$0.00	\$0.00	\$0.00	\$0.00	\$0.00	\$0.00	\$0.00	\$0.00	\$0.00	\$300,000.00
242001 Cemento y productos de concreto	\$300,000.00	\$0.00	\$0.00	\$0.00	\$0.00	\$0.00	\$0.00	\$0.00	\$0.00	\$0.00	\$0.00	\$0.00	\$0.00	\$0.00	\$300,000.00
246000 Material eléctrico y electrónico	\$100,000.00	\$0.00	\$0.00	\$0.00	\$0.00	\$2,064.80	\$41,089.52	\$24,273.00	\$17,868.54	\$0.00	\$0.00	\$0.00	\$0.00	\$85,295.86	\$14,704.14
246001 Material Eléctrico	\$100,000.00	\$0.00	\$0.00	\$0.00	\$0.00	\$2,064.80	\$41,089.52	\$24,273.00	\$17,868.54	\$0.00	\$0.00	\$0.00	\$0.00	\$85,295.86	\$14,704.14
248000 Materiales complementarios	\$50,000.00	\$0.00	\$0.00	\$0.00	\$0.00	\$0.00	\$0.00	\$0.00	\$0.00	\$0.00	\$0.00	\$0.00	\$0.00	\$0.00	\$50,000.00
248001 Materiales complementarios	\$50,000.00	\$0.00	\$0.00	\$0.00	\$0.00	\$0.00	\$0.00	\$0.00	\$0.00	\$0.00	\$0.00	\$0.00	\$0.00	\$0.00	\$50,000.00
249000 Otros materiales y artículos de construcci	\$50,000.00	\$0.00	\$0.00	\$0.00	\$0.00	\$0.00	\$0.00	\$0.00	\$0.00	\$0.00	\$0.00	\$0.00	\$0.00	\$0.00	\$50,000.00
249001 Otros materiales y artículos de construcci	\$50,000.00	\$0.00	\$0.00	\$0.00	\$0.00	\$0.00	\$0.00	\$0.00	\$0.00	\$0.00	\$0.00	\$0.00	\$0.00	\$0.00	\$50,000.00
250000 Productos químicos, farmacéuticos y de l	\$300,000.00	\$0.00	\$0.00	\$73,398.00	\$0.00	\$0.00	\$12,621.00	\$1,260.00	\$0.00	\$0.00	\$0.00	\$0.00	\$0.00	\$87,279.00	\$212,721.00
253000 Medicinas y productos farmacéuticos	\$250,000.00	\$0.00	\$0.00	\$36,278.00	\$0.00	\$0.00	\$12,621.00	\$1,260.00	\$0.00	\$0.00	\$0.00	\$0.00	\$0.00	\$50,159.00	\$199,841.00
253001 Medicinas y Productos Farmacéuticos	\$250,000.00	\$0.00	\$0.00	\$36,278.00	\$0.00	\$0.00	\$12,621.00	\$1,260.00	\$0.00	\$0.00	\$0.00	\$0.00	\$0.00	\$50,159.00	\$199,841.00





Utr: supervisor  
Rep: rptAnaliticoPresupuestoEgresos\_FF



MUNICIPIO DE FRANCISCO I. MADERO, HIDALGO  
HIDALGO

Analítico Mensual de Egresos Pagados por Fuente de Financiamiento al 30/sep./2020

(Cuentas con Movimientos)  
(Cifras en pesos y centavos)

Fecha y hora de Impresión 07/oct./2020 10:29 a. m.

Objeto del Gasto		Presupuesto Vigente	Ene	Feb	Mar	Abr	May	Jun	Jul	Ago	Sep	Oct	Nov	Dic	Total	Diferencia (Vigente - Total)
254000	Materiales, accesorios y suministros médic	\$50,000.00	\$0.00	\$0.00	\$37,120.00	\$0.00	\$0.00	\$0.00	\$0.00	\$0.00	\$0.00	\$0.00	\$0.00	\$0.00	\$37,120.00	\$12,880.00
254001	Materiales y Suministros Médicos	\$50,000.00	\$0.00	\$0.00	\$37,120.00	\$0.00	\$0.00	\$0.00	\$0.00	\$0.00	\$0.00	\$0.00	\$0.00	\$0.00	\$37,120.00	\$12,880.00
260000	Combustibles, lubricantes y aditivos	\$800,000.00	\$0.00	\$0.00	\$0.00	\$0.00	\$0.00	\$0.00	\$0.00	\$0.00	\$0.00	\$0.00	\$0.00	\$0.00	\$0.00	\$800,000.00
261000	Combustibles, lubricantes y aditivos	\$800,000.00	\$0.00	\$0.00	\$0.00	\$0.00	\$0.00	\$0.00	\$0.00	\$0.00	\$0.00	\$0.00	\$0.00	\$0.00	\$0.00	\$800,000.00
261001	Combustibles y Lubricantes vehículos y eq	\$800,000.00	\$0.00	\$0.00	\$0.00	\$0.00	\$0.00	\$0.00	\$0.00	\$0.00	\$0.00	\$0.00	\$0.00	\$0.00	\$0.00	\$800,000.00
270000	Vestuario, blancos, prendas de protecció	\$100,000.00	\$0.00	\$0.00	\$1,097.83	\$23,208.58	\$0.00	\$7,414.72	\$0.00	\$20,184.00	\$0.00	\$0.00	\$0.00	\$0.00	\$51,905.13	\$48,094.87
271000	Vestuario y uniformes	\$50,000.00	\$0.00	\$0.00	\$265.76	\$11,977.00	\$0.00	\$0.00	\$0.00	\$0.00	\$0.00	\$0.00	\$0.00	\$0.00	\$12,242.76	\$37,757.24
271001	Vestuario, Uniformes	\$50,000.00	\$0.00	\$0.00	\$265.76	\$11,977.00	\$0.00	\$0.00	\$0.00	\$0.00	\$0.00	\$0.00	\$0.00	\$0.00	\$12,242.76	\$37,757.24
272000	Prendas de seguridad y protección perscn	\$50,000.00	\$0.00	\$0.00	\$832.07	\$11,231.58	\$0.00	\$7,414.72	\$0.00	\$20,184.00	\$0.00	\$0.00	\$0.00	\$0.00	\$39,662.37	\$10,337.63
272001	Prendas de Protección	\$50,000.00	\$0.00	\$0.00	\$832.07	\$11,231.58	\$0.00	\$7,414.72	\$0.00	\$20,184.00	\$0.00	\$0.00	\$0.00	\$0.00	\$39,662.37	\$10,337.63
280000	Materiales y suministros para seguridad	\$50,000.00	\$0.00	\$684.00	\$0.00	\$0.00	\$0.00	\$0.00	\$0.00	\$0.00	\$0.00	\$0.00	\$0.00	\$0.00	\$684.00	\$49,316.00
283000	Prendas de protección para seguridad púb	\$50,000.00	\$0.00	\$684.00	\$0.00	\$0.00	\$0.00	\$0.00	\$0.00	\$0.00	\$0.00	\$0.00	\$0.00	\$0.00	\$684.00	\$49,316.00
283001	Prendas de protección para seguridad púb	\$50,000.00	\$0.00	\$684.00	\$0.00	\$0.00	\$0.00	\$0.00	\$0.00	\$0.00	\$0.00	\$0.00	\$0.00	\$0.00	\$684.00	\$49,316.00
290000	Herramientas, refacciones y accesorios n	\$430,000.00	\$4,756.00	\$3,100.36	\$2,868.53	\$0.00	\$1,374.60	\$0.00	\$0.00	\$10,150.00	\$0.00	\$0.00	\$0.00	\$0.00	\$22,249.49	\$407,750.51
291000	Herramientas menores	\$25,000.00	\$4,756.00	\$2,757.00	\$2,746.73	\$0.00	\$0.00	\$0.00	\$0.00	\$4,756.00	\$0.00	\$0.00	\$0.00	\$0.00	\$15,015.73	\$9,984.27
291001	Herramientas Menores	\$25,000.00	\$4,756.00	\$2,757.00	\$2,746.73	\$0.00	\$0.00	\$0.00	\$0.00	\$4,756.00	\$0.00	\$0.00	\$0.00	\$0.00	\$15,015.73	\$9,984.27
292000	Refacciones y accesorios menores de edif	\$150,000.00	\$0.00	\$0.00	\$0.00	\$0.00	\$0.00	\$0.00	\$0.00	\$0.00	\$0.00	\$0.00	\$0.00	\$0.00	\$0.00	\$150,000.00
292001	Refacciones y accesorios menores de edif	\$150,000.00	\$0.00	\$0.00	\$0.00	\$0.00	\$0.00	\$0.00	\$0.00	\$0.00	\$0.00	\$0.00	\$0.00	\$0.00	\$0.00	\$150,000.00
294000	Refacciones y accesorios menores de equ	\$25,000.00	\$0.00	\$343.36	\$121.80	\$0.00	\$1,374.60	\$0.00	\$0.00	\$5,394.00	\$0.00	\$0.00	\$0.00	\$0.00	\$7,233.76	\$17,766.24
294001	Refacciones y accesorios menores de equ	\$25,000.00	\$0.00	\$343.36	\$121.80	\$0.00	\$1,374.60	\$0.00	\$0.00	\$5,394.00	\$0.00	\$0.00	\$0.00	\$0.00	\$7,233.76	\$17,766.24
296000	Refacciones y accesorios menores de equ	\$230,000.00	\$0.00	\$0.00	\$0.00	\$0.00	\$0.00	\$0.00	\$0.00	\$0.00	\$0.00	\$0.00	\$0.00	\$0.00	\$0.00	\$230,000.00
296001	Refacciones y accesorios menores de equ	\$230,000.00	\$0.00	\$0.00	\$0.00	\$0.00	\$0.00	\$0.00	\$0.00	\$0.00	\$0.00	\$0.00	\$0.00	\$0.00	\$0.00	\$230,000.00
300000	<b>SERVICIOS GENERALES</b>	<b>\$4,145,734.78</b>	<b>\$202,467.07</b>	<b>\$615,463.66</b>	<b>\$597,450.20</b>	<b>\$257,461.12</b>	<b>\$54,521.65</b>	<b>\$86,731.59</b>	<b>\$106,992.77</b>	<b>\$278,133.46</b>	<b>\$9,385.81</b>	<b>\$0.00</b>	<b>\$0.00</b>	<b>\$0.00</b>	<b>\$2,200,607.33</b>	<b>\$1,937,127.45</b>
310000	Servicios básicos	\$181,382.72	\$2,794.00	\$2,794.00	\$33,657.23	\$2,794.00	\$2,794.00	\$12,837.80	\$2,794.00	\$4,176.72	\$2,797.00	\$0.00	\$0.00	\$0.00	\$67,338.76	\$114,043.97
313000	Agua	\$120,000.00	\$0.00	\$0.00	\$30,833.23	\$0.00	\$0.00	\$10,043.80	\$0.00	\$0.00	\$0.00	\$0.00	\$0.00	\$0.00	\$40,877.03	\$79,122.97
313001	Servicio de Agua	\$120,000.00	\$0.00	\$0.00	\$30,833.23	\$0.00	\$0.00	\$10,043.80	\$0.00	\$0.00	\$0.00	\$0.00	\$0.00	\$0.00	\$40,877.03	\$79,122.97
314000	Telefonía tradicional	\$60,000.00	\$2,794.00	\$2,794.00	\$2,724.00	\$2,794.00	\$2,794.00	\$2,794.00	\$2,794.00	\$2,794.00	\$2,797.00	\$0.00	\$0.00	\$0.00	\$25,079.00	\$34,921.00
314001	Servicio Telefónico Tradicional	\$60,000.00	\$2,794.00	\$2,794.00	\$2,724.00	\$2,794.00	\$2,794.00	\$2,794.00	\$2,794.00	\$2,794.00	\$2,797.00	\$0.00	\$0.00	\$0.00	\$25,079.00	\$34,921.00
319000	Servicios integrales y otros servicios	\$1,382.72	\$0.00	\$0.00	\$0.00	\$0.00	\$0.00	\$0.00	\$0.00	\$1,382.72	\$0.00	\$0.00	\$0.00	\$0.00	\$1,382.72	\$0.00
319001	Servicios integrales y otros servicios	\$1,382.72	\$0.00	\$0.00	\$0.00	\$0.00	\$0.00	\$0.00	\$0.00	\$1,382.72	\$0.00	\$0.00	\$0.00	\$0.00	\$1,382.72	\$0.00
320000	Servicios de arrendamiento	\$28,617.28	\$0.00	\$0.00	\$0.00	\$0.00	\$0.00	\$0.00	\$0.00	\$0.00	\$0.00	\$0.00	\$0.00	\$0.00	\$0.00	\$28,617.28
321000	Arrendamiento de terrenos	\$20,000.00	\$0.00	\$0.00	\$0.00	\$0.00	\$0.00	\$0.00	\$0.00	\$0.00	\$0.00	\$0.00	\$0.00	\$0.00	\$0.00	\$20,000.00
321001	Arrendamiento de terrenos	\$20,000.00	\$0.00	\$0.00	\$0.00	\$0.00	\$0.00	\$0.00	\$0.00	\$0.00	\$0.00	\$0.00	\$0.00	\$0.00	\$0.00	\$20,000.00
326000	Arrendamiento de maquinaria, otros equi	\$8,617.28	\$0.00	\$0.00	\$0.00	\$0.00	\$0.00	\$0.00	\$0.00	\$0.00	\$0.00	\$0.00	\$0.00	\$0.00	\$0.00	\$8,617.28
326001	Arrendamiento de Maquinaria y Equipo	\$8,617.28	\$0.00	\$0.00	\$0.00	\$0.00	\$0.00	\$0.00	\$0.00	\$0.00	\$0.00	\$0.00	\$0.00	\$0.00	\$0.00	\$8,617.28
330000	Servicios profesionales, científicos, técni	\$70,000.00	\$43,396.00	\$0.00	\$565.00	\$0.00	\$0.00	\$0.00	\$23,000.00	\$12,338.00	\$0.00	\$0.00	\$0.00	\$0.00	\$79,299.00	-\$9,299.00
331000	Servicios legales, de contabilidad, auditori	\$60,000.00	\$43,396.00	\$0.00	\$565.00	\$0.00	\$0.00	\$0.00	\$23,000.00	\$12,338.00	\$0.00	\$0.00	\$0.00	\$0.00	\$79,299.00	-\$19,299.00
331001	Servicios legales	\$60,000.00	\$43,396.00	\$0.00	\$565.00	\$0.00	\$0.00	\$0.00	\$23,000.00	\$12,338.00	\$0.00	\$0.00	\$0.00	\$0.00	\$79,299.00	-\$19,299.00
332000	Servicios de diseño, arquitectura, ingeneri	\$10,000.00	\$0.00	\$0.00	\$0.00	\$0.00	\$0.00	\$0.00	\$0.00	\$0.00	\$0.00	\$0.00	\$0.00	\$0.00	\$0.00	\$10,000.00
332001	Servicios de arquitectura, ingeniería y activ	\$10,000.00	\$0.00	\$0.00	\$0.00	\$0.00	\$0.00	\$0.00	\$0.00	\$0.00	\$0.00	\$0.00	\$0.00	\$0.00	\$0.00	\$10,000.00








Usu: supervisor  
Rep: rptAnalíticoPresupuestoEgresos\_FF

# MUNICIPIO DE FRANCISCO I. MADERO, HIDALGO HIDALGO

Analítico Mensual de Egresos Pagados por Fuente de Financiamiento al 30/sep./2020  
(Cuentas con Movimientos)  
(Cifras en pesos y centavos)




Fecha y hora de Impresión | 07/oct./2020  
10:29 a. m.

Objeto del Gasto	Presupuesto Vigente	Ene	Feb	Mar	Abr	May	Jun	Jul	Ago	Sep	Oct	Nov	Dic	Total	Diferencia (Vigente - Total)
348000 Servicios financieros, bancarios y comer	\$10,000.00	\$0.00	\$0.00	\$0.00	\$1,044.00	\$0.00	\$0.00	\$0.00	\$5,098.20	\$0.00	\$0.00	\$0.00	\$0.00	\$6,142.20	\$3,857.80
349000 Servicios financieros, bancarios y comerc	\$10,000.00	\$0.00	\$0.00	\$0.00	\$1,044.00	\$0.00	\$0.00	\$0.00	\$5,098.20	\$0.00	\$0.00	\$0.00	\$0.00	\$6,142.20	\$3,857.80
349001 Servicios financieros, bancarios y comerc	\$10,000.00	\$0.00	\$0.00	\$0.00	\$1,044.00	\$0.00	\$0.00	\$0.00	\$5,098.20	\$0.00	\$0.00	\$0.00	\$0.00	\$6,142.20	\$3,857.80
350000 Servicios de instalación, reparación, man	\$2,050,734.78	\$96,586.67	\$527,368.86	\$536,950.63	\$242,521.52	\$39,798.25	\$22,357.79	\$90,860.77	\$251,594.54	\$1,588.80	\$0.00	\$0.00	\$0.00	\$1,818,727.83	\$232,006.95
351000 Conservación y mantenimiento menor de i	\$800,734.78	\$17,890.68	\$341,849.26	\$402,546.25	\$69,944.09	\$11,788.00	\$22,357.79	\$21,413.41	\$100,104.33	\$1,030.80	\$0.00	\$0.00	\$0.00	\$988,924.61	-\$188,189.83
351001 Conservación y mantenimiento menor de i	\$800,734.78	\$17,890.68	\$341,849.26	\$402,546.25	\$69,944.09	\$11,788.00	\$22,357.79	\$21,413.41	\$100,104.33	\$1,030.80	\$0.00	\$0.00	\$0.00	\$988,924.61	-\$188,189.83
352000 Instalación, reparación y mantenimiento de	\$35,000.00	\$0.00	\$0.00	\$6,000.00	\$0.00	\$0.00	\$0.00	\$0.00	\$0.00	\$0.00	\$0.00	\$0.00	\$0.00	\$6,000.00	\$29,000.00
352001 Mantenimiento de Mobiliario y Equipo de A	\$20,000.00	\$0.00	\$0.00	\$0.00	\$0.00	\$0.00	\$0.00	\$0.00	\$0.00	\$0.00	\$0.00	\$0.00	\$0.00	\$0.00	\$20,000.00
352002 Mantenimiento de Equipo y Aparatos de C.	\$15,000.00	\$0.00	\$0.00	\$6,000.00	\$0.00	\$0.00	\$0.00	\$0.00	\$0.00	\$0.00	\$0.00	\$0.00	\$0.00	\$6,000.00	\$9,000.00
355000 Reparación y mantenimiento de equipo de	\$1,200,000.00	\$78,695.99	\$185,519.60	\$120,049.98	\$172,577.43	\$28,010.25	\$0.00	\$62,290.16	\$160,082.21	\$558.00	\$0.00	\$0.00	\$0.00	\$807,783.62	\$392,216.38
355001 Mantenimiento de Vehículos	\$1,200,000.00	\$78,695.99	\$185,519.60	\$120,049.98	\$172,577.43	\$28,010.25	\$0.00	\$62,290.16	\$160,082.21	\$558.00	\$0.00	\$0.00	\$0.00	\$807,783.62	\$392,216.38
357000 Instalación, reparación y mantenimiento de	\$15,000.00	\$0.00	\$0.00	\$7,354.40	\$0.00	\$0.00	\$0.00	\$7,157.20	\$1,508.00	\$0.00	\$0.00	\$0.00	\$0.00	\$16,019.60	-\$1,019.60
357001 Mantenimiento de Maquinaria y Equipo	\$15,000.00	\$0.00	\$0.00	\$7,354.40	\$0.00	\$0.00	\$0.00	\$7,157.20	\$1,508.00	\$0.00	\$0.00	\$0.00	\$0.00	\$16,019.60	-\$1,019.60
360000 Servicios de comunicación social y públic	\$30,000.00	\$14,662.40	\$11,240.40	\$0.00	\$2,854.00	\$11,929.40	\$1,972.00	\$0.00	\$6,264.00	\$0.00	\$0.00	\$0.00	\$0.00	\$48,922.20	-\$18,922.20
361000 Difusión por radio, televisión y otros medio	\$30,000.00	\$14,662.40	\$11,240.40	\$0.00	\$2,854.00	\$11,929.40	\$1,972.00	\$0.00	\$6,264.00	\$0.00	\$0.00	\$0.00	\$0.00	\$48,922.20	-\$18,922.20
361001 Difusión de programas y actividades guber	\$30,000.00	\$14,662.40	\$11,240.40	\$0.00	\$2,854.00	\$11,929.40	\$1,972.00	\$0.00	\$6,264.00	\$0.00	\$0.00	\$0.00	\$0.00	\$48,922.20	-\$18,922.20
370000 Servicios de traslado y viáticos	\$5,000.00	\$0.00	\$0.00	\$0.00	\$0.00	\$0.00	\$0.00	\$0.00	\$0.00	\$0.00	\$0.00	\$0.00	\$0.00	\$0.00	\$5,000.00
372000 Pasajes terrestres	\$5,000.00	\$0.00	\$0.00	\$0.00	\$0.00	\$0.00	\$0.00	\$0.00	\$0.00	\$0.00	\$0.00	\$0.00	\$0.00	\$0.00	\$5,000.00
372001 Pasajes terrestres	\$5,000.00	\$0.00	\$0.00	\$0.00	\$0.00	\$0.00	\$0.00	\$0.00	\$0.00	\$0.00	\$0.00	\$0.00	\$0.00	\$0.00	\$5,000.00
380000 Servicios oficiales	\$920,000.00	\$45,028.00	\$74,060.40	\$27,377.34	\$8,247.60	\$0.00	\$26,564.00	\$1,000.00	\$900.00	\$5,000.01	\$0.00	\$0.00	\$0.00	\$188,177.35	\$731,822.65
382000 Gastos de orden social y cultural	\$920,000.00	\$45,028.00	\$74,060.40	\$27,377.34	\$8,247.60	\$0.00	\$26,564.00	\$1,000.00	\$900.00	\$5,000.01	\$0.00	\$0.00	\$0.00	\$188,177.35	\$731,822.65
382001 Gastos de orden social	\$920,000.00	\$45,028.00	\$74,060.40	\$27,377.34	\$8,247.60	\$0.00	\$26,564.00	\$1,000.00	\$900.00	\$5,000.01	\$0.00	\$0.00	\$0.00	\$188,177.35	\$731,822.65
390000 Otros servicios generales	\$850,000.00	\$0.00	\$0.00	\$0.00	\$0.00	\$0.00	\$0.00	\$0.00	\$0.00	\$0.00	\$0.00	\$0.00	\$0.00	\$0.00	\$850,000.00
392000 Impuestos y derechos	\$400,000.00	\$0.00	\$0.00	\$0.00	\$0.00	\$0.00	\$0.00	\$0.00	\$0.00	\$0.00	\$0.00	\$0.00	\$0.00	\$0.00	\$400,000.00
392005 Pago de otros impuestos	\$400,000.00	\$0.00	\$0.00	\$0.00	\$0.00	\$0.00	\$0.00	\$0.00	\$0.00	\$0.00	\$0.00	\$0.00	\$0.00	\$0.00	\$400,000.00
398000 Impuesto sobre nóminas y otros que se de	\$450,000.00	\$0.00	\$0.00	\$0.00	\$0.00	\$0.00	\$0.00	\$0.00	\$0.00	\$0.00	\$0.00	\$0.00	\$0.00	\$0.00	\$450,000.00
398001 Impuesto sobre nóminas y otros que se de	\$450,000.00	\$0.00	\$0.00	\$0.00	\$0.00	\$0.00	\$0.00	\$0.00	\$0.00	\$0.00	\$0.00	\$0.00	\$0.00	\$0.00	\$450,000.00
400000 TRANSFERENCIAS, ASIGNACIONES	\$2,432,298.97	\$52,884.43	\$423,059.89	\$532,473.08	\$88,425.52	\$21,391.50	\$75,655.00	\$68,304.16	\$211,411.18	\$39,124.20	\$0.00	\$0.00	\$0.00	\$1,512,728.96	\$919,570.01
440000 Ayudas sociales	\$2,432,298.97	\$52,884.43	\$423,059.89	\$532,473.08	\$88,425.52	\$21,391.50	\$75,655.00	\$68,304.16	\$211,411.18	\$39,124.20	\$0.00	\$0.00	\$0.00	\$1,512,728.96	\$919,570.01
441000 Ayudas sociales a personas	\$510,000.00	\$7,496.00	\$15,940.88	\$45,369.00	\$1,250.00	\$13,220.00	\$2,500.00	\$34,980.48	\$23,282.92	\$0.00	\$0.00	\$0.00	\$0.00	\$144,039.28	\$365,960.72
441001 Ayudas sociales a personas	\$510,000.00	\$7,496.00	\$15,940.88	\$45,369.00	\$1,250.00	\$13,220.00	\$2,500.00	\$34,980.48	\$23,282.92	\$0.00	\$0.00	\$0.00	\$0.00	\$144,039.28	\$365,960.72
443000 Ayudas sociales a instituciones de enseña	\$555,000.00	\$6,154.76	\$25,140.84	\$55,194.80	\$0.00	\$0.00	\$0.00	\$1,189.00	\$1,868.98	\$39,124.20	\$0.00	\$0.00	\$0.00	\$128,672.58	\$426,327.42
443001 Ayudas sociales a instituciones de enseña	\$555,000.00	\$6,154.76	\$25,140.84	\$55,194.80	\$0.00	\$0.00	\$0.00	\$1,189.00	\$1,868.98	\$39,124.20	\$0.00	\$0.00	\$0.00	\$128,672.58	\$426,327.42
444000 Ayudas sociales a actividades científicas o	\$25,000.00	\$0.00	\$0.00	\$0.00	\$0.00	\$2,719.50	\$0.00	\$0.00	\$0.00	\$0.00	\$0.00	\$0.00	\$0.00	\$2,719.50	\$22,280.50
444001 Ayudas sociales a actividades científicas o	\$25,000.00	\$0.00	\$0.00	\$0.00	\$0.00	\$2,719.50	\$0.00	\$0.00	\$0.00	\$0.00	\$0.00	\$0.00	\$0.00	\$2,719.50	\$22,280.50
445000 Ayudas sociales a instituciones sin fines de	\$350,000.00	\$0.00	\$3,480.00	\$12,580.00	\$15,776.00	\$3,480.00	\$0.00	\$6,960.00	\$0.00	\$0.00	\$0.00	\$0.00	\$0.00	\$42,276.00	\$307,724.00
445001 Subsidios para el Fomento Deportivo	\$250,000.00	\$0.00	\$0.00	\$9,100.00	\$5,800.00	\$0.00	\$0.00	\$0.00	\$0.00	\$0.00	\$0.00	\$0.00	\$0.00	\$14,900.00	\$235,100.00
445002 Subsidios a organizaciones diversas	\$100,000.00	\$0.00	\$3,480.00	\$3,480.00	\$9,976.00	\$3,480.00	\$0.00	\$6,960.00	\$0.00	\$0.00	\$0.00	\$0.00	\$0.00	\$27,376.00	\$72,624.00
446000 Ayudas sociales a cooperativas	\$992,298.97	\$39,233.67	\$378,498.17	\$419,329.28	\$71,399.52	\$1,972.00	\$73,155.00	\$32,134.68	\$179,299.28	\$0.00	\$0.00	\$0.00	\$0.00	\$1,195,021.60	-\$202,722.63
446001 Ayudas sociales a cooperativas	\$992,298.97	\$39,233.67	\$378,498.17	\$419,329.28	\$71,399.52	\$1,972.00	\$73,155.00	\$32,134.68	\$179,299.28	\$0.00	\$0.00	\$0.00	\$0.00	\$1,195,021.60	-\$202,722.63



**MUNICIPIO DE FRANCISCO I. MADERO, HIDALGO**  
**HIDALGO**  
Analítico Mensual de Egresos Pagados por Fuente de Financiamiento al 30/sep./2020  
(Cuentas con Movimientos)  
(Cifras en pesos y centavos)

Objeto del Gasto	Presupuesto Vigente	Ene	Feb	Mar	Abr	May	Jun	Jul	Ago	Sep	Oct	Nov	Dic	Total	Diferencia (Vigente - Total)
<b>500000 BIENES MUEBLES, INMUEBLES E IN</b>	<b>\$430,000.00</b>	<b>\$0.00</b>	<b>\$0.00</b>	<b>\$0.00</b>	<b>\$0.00</b>	<b>\$3,790.20</b>	<b>\$19,181.00</b>	<b>\$26,694.14</b>	<b>\$0.00</b>	<b>\$0.00</b>	<b>\$0.00</b>	<b>\$0.00</b>	<b>\$0.00</b>	<b>\$49,665.34</b>	<b>\$300,334.66</b>
510000 Mobiliario y equipo de administración	\$200,000.00	\$0.00	\$0.00	\$0.00	\$0.00	\$0.00	\$19,181.00	\$5,376.60	\$0.00	\$0.00	\$0.00	\$0.00	\$0.00	\$24,557.60	\$175,442.40
511000 Muebles de oficina y estantería	\$150,000.00	\$0.00	\$0.00	\$0.00	\$0.00	\$0.00	\$0.00	\$0.00	\$0.00	\$0.00	\$0.00	\$0.00	\$0.00	\$0.00	\$150,000.00
511001 Muebles de oficina y estantería	\$150,000.00	\$0.00	\$0.00	\$0.00	\$0.00	\$0.00	\$0.00	\$0.00	\$0.00	\$0.00	\$0.00	\$0.00	\$0.00	\$0.00	\$150,000.00
515000 Equipo de cómputo y de tecnología de la i	\$50,000.00	\$0.00	\$0.00	\$0.00	\$0.00	\$0.00	\$19,181.00	\$5,376.60	\$0.00	\$0.00	\$0.00	\$0.00	\$0.00	\$24,557.60	\$25,442.40
515001 Bienes informáticos	\$50,000.00	\$0.00	\$0.00	\$0.00	\$0.00	\$0.00	\$19,181.00	\$5,376.60	\$0.00	\$0.00	\$0.00	\$0.00	\$0.00	\$24,557.60	\$25,442.40
520000 Mobiliario y equipo educacional y recreat	\$28,682.46	\$0.00	\$0.00	\$0.00	\$0.00	\$0.00	\$0.00	\$0.00	\$0.00	\$0.00	\$0.00	\$0.00	\$0.00	\$0.00	\$28,682.46
521000 Equipos y aparatos audiovisuales	\$28,682.46	\$0.00	\$0.00	\$0.00	\$0.00	\$0.00	\$0.00	\$0.00	\$0.00	\$0.00	\$0.00	\$0.00	\$0.00	\$0.00	\$28,682.46
521001 Equipos y aparatos audiovisuales	\$28,682.46	\$0.00	\$0.00	\$0.00	\$0.00	\$0.00	\$0.00	\$0.00	\$0.00	\$0.00	\$0.00	\$0.00	\$0.00	\$0.00	\$28,682.46
530000 Equipo e instrumental médico y de labora	\$30,000.00	\$0.00	\$0.00	\$0.00	\$0.00	\$0.00	\$0.00	\$0.00	\$0.00	\$0.00	\$0.00	\$0.00	\$0.00	\$0.00	\$30,000.00
531000 Equipo médico y de laboratorio	\$30,000.00	\$0.00	\$0.00	\$0.00	\$0.00	\$0.00	\$0.00	\$0.00	\$0.00	\$0.00	\$0.00	\$0.00	\$0.00	\$0.00	\$30,000.00
531001 Equipo médico y de laboratorio	\$30,000.00	\$0.00	\$0.00	\$0.00	\$0.00	\$0.00	\$0.00	\$0.00	\$0.00	\$0.00	\$0.00	\$0.00	\$0.00	\$0.00	\$30,000.00
560000 Maquinaria, otros equipos y herramientas	\$171,317.54	\$0.00	\$0.00	\$0.00	\$0.00	\$3,790.20	\$0.00	\$21,317.54	\$0.00	\$0.00	\$0.00	\$0.00	\$0.00	\$25,107.74	\$146,209.80
565000 Equipo de comunicación y telecomunicaci	\$21,317.54	\$0.00	\$0.00	\$0.00	\$0.00	\$0.00	\$0.00	\$21,317.54	\$0.00	\$0.00	\$0.00	\$0.00	\$0.00	\$21,317.54	\$0.00
565001 Equipos y Aparatos de Comunicación y Te	\$21,317.54	\$0.00	\$0.00	\$0.00	\$0.00	\$0.00	\$0.00	\$21,317.54	\$0.00	\$0.00	\$0.00	\$0.00	\$0.00	\$21,317.54	\$0.00
567000 Herramientas y máquinas-herramienta	\$150,000.00	\$0.00	\$0.00	\$0.00	\$0.00	\$3,790.20	\$0.00	\$0.00	\$0.00	\$0.00	\$0.00	\$0.00	\$0.00	\$3,790.20	\$146,209.80
567001 Herramientas y Máquinas-Herramientas	\$150,000.00	\$0.00	\$0.00	\$0.00	\$0.00	\$3,790.20	\$0.00	\$0.00	\$0.00	\$0.00	\$0.00	\$0.00	\$0.00	\$3,790.20	\$146,209.80
<b>RECURSOS PROPIOS 2020</b>	<b>\$10,428,033.75</b>	<b>\$505,646.05</b>	<b>\$1,324,553.93</b>	<b>\$1,335,706.06</b>	<b>\$449,575.22</b>	<b>\$242,751.91</b>	<b>\$284,673.70</b>	<b>\$307,395.07</b>	<b>\$809,321.04</b>	<b>\$62,583.60</b>	<b>\$0.00</b>	<b>\$0.00</b>	<b>\$0.00</b>	<b>\$5,322,206.60</b>	<b>\$5,105,827.15</b>
<b>1122 BENEFICIARIOS FAISM 2018</b>															
900000 DEUDA PUBLICA	\$162,012.14	\$0.00	\$0.00	\$0.00	\$151,248.84	\$10,763.31	\$0.00	\$0.00	\$0.00	\$0.00	\$0.00	\$0.00	\$0.00	\$162,012.15	-\$0.01
990000 Adeudos de ejercicios fiscales anteriores	\$162,012.14	\$0.00	\$0.00	\$0.00	\$151,248.84	\$10,763.31	\$0.00	\$0.00	\$0.00	\$0.00	\$0.00	\$0.00	\$0.00	\$162,012.15	-\$0.01
991000 ADEFAS	\$162,012.14	\$0.00	\$0.00	\$0.00	\$151,248.84	\$10,763.31	\$0.00	\$0.00	\$0.00	\$0.00	\$0.00	\$0.00	\$0.00	\$162,012.15	-\$0.01
991001 Adeudos de ejercicios fiscales anteriores (	\$162,012.14	\$0.00	\$0.00	\$0.00	\$151,248.84	\$10,763.31	\$0.00	\$0.00	\$0.00	\$0.00	\$0.00	\$0.00	\$0.00	\$162,012.15	-\$0.01
<b>BENEFICIARIOS FAISM 2018</b>	<b>\$162,012.14</b>	<b>\$0.00</b>	<b>\$0.00</b>	<b>\$0.00</b>	<b>\$151,248.84</b>	<b>\$10,763.31</b>	<b>\$0.00</b>	<b>\$0.00</b>	<b>\$0.00</b>	<b>\$0.00</b>	<b>\$0.00</b>	<b>\$0.00</b>	<b>\$0.00</b>	<b>\$162,012.15</b>	<b>-\$0.01</b>
<b>1123 BENEFICIARIOS FAISM 2019</b>															
600000 INVERSION PUBLICA	\$183,366.68	\$6,133.21	\$7,257.51	\$26,807.52	\$40,300.77	\$0.00	\$13,111.92	\$17,707.91	\$5,533.18	\$0.00	\$0.00	\$0.00	\$0.00	\$116,852.02	\$66,514.66
610000 Obra pública en bienes de dominio públic	\$183,366.68	\$6,133.21	\$7,257.51	\$26,807.52	\$40,300.77	\$0.00	\$13,111.92	\$17,707.91	\$5,533.18	\$0.00	\$0.00	\$0.00	\$0.00	\$116,852.02	\$66,514.66
613000 Construcción de obras para el abastecimie	\$25,431.07	\$6,133.21	\$4,948.51	\$0.00	\$2,316.11	\$0.00	\$2,259.35	\$0.00	\$0.00	\$0.00	\$0.00	\$0.00	\$0.00	\$15,657.18	\$9,773.89
613001 Construcción de obras para el abastecimie	\$25,431.07	\$6,133.21	\$4,948.51	\$0.00	\$2,316.11	\$0.00	\$2,259.35	\$0.00	\$0.00	\$0.00	\$0.00	\$0.00	\$0.00	\$15,657.18	\$9,773.89
614000 División de terrenos y construcción de obra	\$118,773.50	\$0.00	\$2,309.00	\$20,542.18	\$24,533.53	\$0.00	\$10,852.57	\$17,707.91	\$5,533.18	\$0.00	\$0.00	\$0.00	\$0.00	\$81,478.37	\$37,295.13
614001 División de terrenos y construcción de obra	\$118,773.50	\$0.00	\$2,309.00	\$20,542.18	\$24,533.53	\$0.00	\$10,852.57	\$17,707.91	\$5,533.18	\$0.00	\$0.00	\$0.00	\$0.00	\$81,478.37	\$37,295.13
615000 Construcción de vías de comunicación	\$33,191.69	\$0.00	\$0.00	\$0.00	\$13,451.13	\$0.00	\$0.00	\$0.00	\$0.00	\$0.00	\$0.00	\$0.00	\$0.00	\$13,451.13	\$19,740.56
615001 Construcción de vías de comunicación	\$33,191.69	\$0.00	\$0.00	\$0.00	\$13,451.13	\$0.00	\$0.00	\$0.00	\$0.00	\$0.00	\$0.00	\$0.00	\$0.00	\$13,451.13	\$19,740.56
617000 Instalaciones y equipamiento en construcc	\$5,970.42	\$0.00	\$0.00	\$6,265.34	\$0.00	\$0.00	\$0.00	\$0.00	\$0.00	\$0.00	\$0.00	\$0.00	\$0.00	\$6,265.34	-\$294.92
617001 Instalaciones y equipamiento en construcc	\$5,970.42	\$0.00	\$0.00	\$6,265.34	\$0.00	\$0.00	\$0.00	\$0.00	\$0.00	\$0.00	\$0.00	\$0.00	\$0.00	\$6,265.34	-\$294.92
<b>BENEFICIARIOS FAISM 2019</b>	<b>\$183,366.68</b>	<b>\$6,133.21</b>	<b>\$7,257.51</b>	<b>\$26,807.52</b>	<b>\$40,300.77</b>	<b>\$0.00</b>	<b>\$13,111.92</b>	<b>\$17,707.91</b>	<b>\$5,533.18</b>	<b>\$0.00</b>	<b>\$0.00</b>	<b>\$0.00</b>	<b>\$0.00</b>	<b>\$116,852.02</b>	<b>\$66,514.66</b>




**MUNICIPIO DE FRANCISCO I. MADERO, HIDALGO**  
**HIDALGO**

 Analítico Mensual de Egresos Pagados por Fuente de Financiamiento al 30/sep./2020  
 (Cuentas con Movimientos)  
 (Cifras en pesos y centavos)

Fecha y hora de Impresión: 07/oct./2020 10:29 a. m.

Objeto del Gasto	Presupuesto Vigente	Ene	Feb	Mar	Abr	May	Jun	Jul	Ago	Sep	Oct	Nov	Dic	Total	Diferencia (Vigente - Total)
<b>1503 F.G.P. 2019</b>															
100000 SERVICIOS PERSONALES	\$538,960.00	\$0.00	\$0.00	\$538,960.00	\$0.00	\$0.00	\$0.00	\$0.00	\$0.00	\$0.00	\$0.00	\$0.00	\$0.00	\$538,960.00	\$0.00
150000 Otras prestaciones sociales y económica	\$538,960.00	\$0.00	\$0.00	\$538,960.00	\$0.00	\$0.00	\$0.00	\$0.00	\$0.00	\$0.00	\$0.00	\$0.00	\$0.00	\$538,960.00	\$0.00
152000 Indemnizaciones	\$538,960.00	\$0.00	\$0.00	\$538,960.00	\$0.00	\$0.00	\$0.00	\$0.00	\$0.00	\$0.00	\$0.00	\$0.00	\$0.00	\$538,960.00	\$0.00
152001 Indemnizaciones	\$538,960.00	\$0.00	\$0.00	\$538,960.00	\$0.00	\$0.00	\$0.00	\$0.00	\$0.00	\$0.00	\$0.00	\$0.00	\$0.00	\$538,960.00	\$0.00
300000 SERVICIOS GENERALES	\$1,044.00	\$0.00	\$0.00	\$0.00	\$0.00	\$1,044.00	\$0.00	\$0.00	\$0.00	\$0.00	\$0.00	\$0.00	\$0.00	\$1,044.00	\$0.00
340000 Servicios financieros, bancarios y comer	\$1,044.00	\$0.00	\$0.00	\$0.00	\$0.00	\$1,044.00	\$0.00	\$0.00	\$0.00	\$0.00	\$0.00	\$0.00	\$0.00	\$1,044.00	\$0.00
349000 Servicios financieros, bancarios y comercia	\$1,044.00	\$0.00	\$0.00	\$0.00	\$0.00	\$1,044.00	\$0.00	\$0.00	\$0.00	\$0.00	\$0.00	\$0.00	\$0.00	\$1,044.00	\$0.00
349001 Servicios financieros, bancarios y comercia	\$1,044.00	\$0.00	\$0.00	\$0.00	\$0.00	\$1,044.00	\$0.00	\$0.00	\$0.00	\$0.00	\$0.00	\$0.00	\$0.00	\$1,044.00	\$0.00
400000 TRANSFERENCIAS, ASIGNACIONES	\$133,381.50	\$0.00	\$0.00	\$136,581.72	\$0.00	\$0.00	\$0.00	\$0.00	\$0.00	\$0.00	\$0.00	\$0.00	\$0.00	\$136,581.72	-\$3,200.22
448000 Ayudas sociales	\$133,381.50	\$0.00	\$0.00	\$136,581.72	\$0.00	\$0.00	\$0.00	\$0.00	\$0.00	\$0.00	\$0.00	\$0.00	\$0.00	\$136,581.72	-\$3,200.22
446000 Ayudas sociales a cooperativas	\$133,381.50	\$0.00	\$0.00	\$136,581.72	\$0.00	\$0.00	\$0.00	\$0.00	\$0.00	\$0.00	\$0.00	\$0.00	\$0.00	\$136,581.72	-\$3,200.22
446001 Ayudas sociales a cooperativas	\$133,381.50	\$0.00	\$0.00	\$136,581.72	\$0.00	\$0.00	\$0.00	\$0.00	\$0.00	\$0.00	\$0.00	\$0.00	\$0.00	\$136,581.72	-\$3,200.22
<b>F.G.P. 2019</b>	<b>\$673,385.50</b>	<b>\$0.00</b>	<b>\$0.00</b>	<b>\$675,541.72</b>	<b>\$0.00</b>	<b>\$1,044.00</b>	<b>\$0.00</b>	<b>\$0.00</b>	<b>\$0.00</b>	<b>\$0.00</b>	<b>\$0.00</b>	<b>\$0.00</b>	<b>\$0.00</b>	<b>\$676,585.72</b>	<b>-\$3,200.22</b>
<b>1504 F.F.M. 2019</b>															
600000 INVERSION PUBLICA	\$104,119.41	\$0.00	\$104,119.41	\$0.00	\$0.00	\$0.00	\$0.00	\$0.00	\$0.00	\$0.00	\$0.00	\$0.00	\$0.00	\$104,119.41	\$0.00
610000 Obra pública en bienes de dominio públic	\$104,119.41	\$0.00	\$104,119.41	\$0.00	\$0.00	\$0.00	\$0.00	\$0.00	\$0.00	\$0.00	\$0.00	\$0.00	\$0.00	\$104,119.41	\$0.00
617000 Instalaciones y equipamiento en construcc	\$104,119.41	\$0.00	\$104,119.41	\$0.00	\$0.00	\$0.00	\$0.00	\$0.00	\$0.00	\$0.00	\$0.00	\$0.00	\$0.00	\$104,119.41	\$0.00
617001 Instalaciones y equipamiento en construcc	\$104,119.41	\$0.00	\$104,119.41	\$0.00	\$0.00	\$0.00	\$0.00	\$0.00	\$0.00	\$0.00	\$0.00	\$0.00	\$0.00	\$104,119.41	\$0.00
<b>F.F.M. 2019</b>	<b>\$104,119.41</b>	<b>\$0.00</b>	<b>\$104,119.41</b>	<b>\$0.00</b>	<b>\$0.00</b>	<b>\$0.00</b>	<b>\$0.00</b>	<b>\$0.00</b>	<b>\$0.00</b>	<b>\$0.00</b>	<b>\$0.00</b>	<b>\$0.00</b>	<b>\$0.00</b>	<b>\$104,119.41</b>	<b>\$0.00</b>
<b>1511 F.G.P. 2020</b>															
100000 SERVICIOS PERSONALES	\$22,594,214.98	\$1,474,590.00	\$1,455,406.00	\$1,633,492.02	\$1,462,495.00	\$1,715,017.52	\$1,520,194.66	\$1,864,249.88	\$1,636,569.99	\$1,280,696.00	\$0.00	\$0.00	\$0.00	\$14,042,711.07	\$8,551,503.91
110000 Remuneraciones al personal de carácter	\$15,350,357.00	\$1,361,442.00	\$1,302,943.00	\$1,307,839.00	\$1,308,898.00	\$1,303,706.00	\$1,286,795.00	\$1,287,190.00	\$1,338,024.33	\$1,161,444.00	\$0.00	\$0.00	\$0.00	\$11,598,283.33	\$3,752,073.67
111000 Dietas	\$4,066,387.00	\$338,660.00	\$338,660.00	\$338,660.00	\$338,660.00	\$338,660.00	\$321,765.00	\$315,560.00	\$355,140.33	\$155,752.00	\$0.00	\$0.00	\$0.00	\$2,841,517.33	\$1,224,869.67
111001 Dietas	\$4,066,387.00	\$338,660.00	\$338,660.00	\$338,660.00	\$338,660.00	\$338,660.00	\$321,765.00	\$315,560.00	\$355,140.33	\$155,752.00	\$0.00	\$0.00	\$0.00	\$2,841,517.33	\$1,224,869.67
113000 Sueldos base al personal permanente	\$11,283,970.00	\$962,782.00	\$964,283.00	\$969,179.00	\$970,238.00	\$965,048.00	\$965,030.00	\$971,630.00	\$982,884.00	\$1,005,692.00	\$0.00	\$0.00	\$0.00	\$8,756,766.00	\$2,527,204.00
113001 Sueldos	\$11,283,970.00	\$962,782.00	\$964,283.00	\$969,179.00	\$970,238.00	\$965,048.00	\$965,030.00	\$971,630.00	\$982,884.00	\$1,005,692.00	\$0.00	\$0.00	\$0.00	\$8,756,766.00	\$2,527,204.00
120000 Remuneraciones al personal de carácter	\$843,657.00	\$25,840.00	\$49,640.00	\$40,707.00	\$41,940.00	\$32,720.00	\$36,590.00	\$57,340.00	\$62,838.00	\$21,360.00	\$0.00	\$0.00	\$0.00	\$368,975.00	\$474,682.00
122000 Sueldos base al personal eventual	\$843,657.00	\$25,840.00	\$49,640.00	\$40,707.00	\$41,940.00	\$32,720.00	\$36,590.00	\$57,340.00	\$62,838.00	\$21,360.00	\$0.00	\$0.00	\$0.00	\$368,975.00	\$474,682.00
122003 Lista de Raya	\$843,657.00	\$25,840.00	\$49,640.00	\$40,707.00	\$41,940.00	\$32,720.00	\$36,590.00	\$57,340.00	\$62,838.00	\$21,360.00	\$0.00	\$0.00	\$0.00	\$368,975.00	\$474,682.00
130000 Remuneraciones adicionales y especiales	\$3,691,699.00	\$71,216.00	\$27,013.00	\$39,604.00	\$35,997.00	\$32,191.00	\$28,244.00	\$63,299.00	\$30,711.00	\$21,064.00	\$0.00	\$0.00	\$0.00	\$349,239.00	\$3,342,460.00
131000 Primas por años de servicios efectivos pre	\$213,571.00	\$18,047.00	\$18,370.00	\$18,370.00	\$18,370.00	\$18,370.00	\$17,594.00	\$17,876.00	\$18,111.00	\$18,064.00	\$0.00	\$0.00	\$0.00	\$163,172.00	\$50,399.00
131001 Prima Quinquenal	\$213,571.00	\$18,047.00	\$18,370.00	\$18,370.00	\$18,370.00	\$18,370.00	\$17,594.00	\$17,876.00	\$18,111.00	\$18,064.00	\$0.00	\$0.00	\$0.00	\$163,172.00	\$50,399.00
132000 Primas de vacaciones, dominical y gratifica	\$3,087,728.00	\$0.00	\$4,593.00	\$12,134.00	\$1,127.00	\$921.00	\$0.00	\$33,723.00	\$0.00	\$0.00	\$0.00	\$0.00	\$0.00	\$52,498.00	\$3,035,230.00







Usr: supervisor  
Rep: rptAnaliticoPresupuestoEgresos\_FF

**MUNICIPIO DE FRANCISCO I. MADERO, HIDALGO**  
**HIDALGO**  
**Analitico Mensual de Egresos Pagados por Fuente de Financiamiento al 30/sep./2020**  
**(Cuentas con Movimientos)**  
**(Cifras en pesos y centavos)**



Fecha y hora de Impresión | 07/oct./2020  
10:29 a. m.

Objeto del Gasto	Presupuesto Vigente	Ene	Feb	Mar	Abr	May	Jun	Jul	Ago	Sep	Oct	Nov	Dic	Total	Diferencia (Vigente - Total)
132001 Prima de Vacaciones y Dominical	\$238,895.00	\$0.00	\$4,593.00	\$12,134.00	\$1,127.00	\$921.00	\$0.00	\$33,723.00	\$0.00	\$0.00	\$0.00	\$0.00	\$0.00	\$52,498.00	\$186,397.00
132002 Gratificación Anual	\$2,848,833.00	\$0.00	\$0.00	\$0.00	\$0.00	\$0.00	\$0.00	\$0.00	\$0.00	\$0.00	\$0.00	\$0.00	\$0.00	\$0.00	\$2,848,833.00
134000 Compensaciones	\$390,400.00	\$53,169.00	\$4,050.00	\$9,000.00	\$16,500.00	\$12,900.00	\$10,650.00	\$11,700.00	\$12,600.00	\$3,000.00	\$0.00	\$0.00	\$0.00	\$133,569.00	\$256,831.00
134001 Compensaciones	\$390,400.00	\$53,169.00	\$4,050.00	\$9,000.00	\$16,500.00	\$12,900.00	\$10,650.00	\$11,700.00	\$12,600.00	\$3,000.00	\$0.00	\$0.00	\$0.00	\$133,569.00	\$256,831.00
150000 Otras prestaciones sociales y económica	\$2,708,501.98	\$76,092.00	\$75,810.00	\$245,442.02	\$75,660.00	\$346,398.52	\$168,565.66	\$455,420.88	\$204,996.66	\$76,828.00	\$0.00	\$0.00	\$0.00	\$1,726,213.74	\$982,288.24
151000 Cuotas para el fondo de ahorro y fondo de	\$654,456.00	\$54,484.00	\$56,700.00	\$56,700.00	\$56,700.00	\$56,700.00	\$56,700.00	\$57,428.00	\$57,922.00	\$57,688.00	\$0.00	\$0.00	\$0.00	\$511,022.00	\$143,434.00
151001 Cuotas para el fondo de ahorro y fondo de	\$654,456.00	\$54,484.00	\$56,700.00	\$56,700.00	\$56,700.00	\$56,700.00	\$56,700.00	\$57,428.00	\$57,922.00	\$57,688.00	\$0.00	\$0.00	\$0.00	\$511,022.00	\$143,434.00
152000 Indemnizaciones	\$1,000,000.00	\$0.00	\$0.00	\$169,782.02	\$0.00	\$270,738.52	\$86,245.66	\$343,312.88	\$110,434.66	\$0.00	\$0.00	\$0.00	\$0.00	\$980,513.74	\$19,486.26
152001 Indemnizaciones	\$1,000,000.00	\$0.00	\$0.00	\$169,782.02	\$0.00	\$270,738.52	\$86,245.66	\$343,312.88	\$110,434.66	\$0.00	\$0.00	\$0.00	\$0.00	\$980,513.74	\$19,486.26
153000 Prestaciones y haberes de retiro	\$700,583.98	\$0.00	\$0.00	\$0.00	\$0.00	\$0.00	\$0.00	\$0.00	\$0.00	\$0.00	\$0.00	\$0.00	\$0.00	\$0.00	\$700,583.98
153001 Fondo para Pensiones	\$700,583.98	\$0.00	\$0.00	\$0.00	\$0.00	\$0.00	\$0.00	\$0.00	\$0.00	\$0.00	\$0.00	\$0.00	\$0.00	\$0.00	\$700,583.98
154000 Prestaciones contractuales	\$118,750.00	\$18,960.00	\$18,960.00	\$18,960.00	\$18,960.00	\$18,960.00	\$18,720.00	\$18,930.00	\$19,140.00	\$19,140.00	\$0.00	\$0.00	\$0.00	\$170,730.00	-\$51,980.00
154001 Prestaciones establecidas por condiciones	\$118,750.00	\$18,960.00	\$18,960.00	\$18,960.00	\$18,960.00	\$18,960.00	\$18,720.00	\$18,930.00	\$19,140.00	\$19,140.00	\$0.00	\$0.00	\$0.00	\$170,730.00	-\$51,980.00
159000 Otras prestaciones sociales y económicas	\$234,712.00	\$2,648.00	\$150.00	\$0.00	\$0.00	\$0.00	\$6,900.00	\$36,750.00	\$17,500.00	\$0.00	\$0.00	\$0.00	\$0.00	\$63,948.00	\$170,764.00
159002 Otras Prestaciones	\$234,712.00	\$2,648.00	\$150.00	\$0.00	\$0.00	\$0.00	\$6,900.00	\$36,750.00	\$17,500.00	\$0.00	\$0.00	\$0.00	\$0.00	\$63,948.00	\$170,764.00
<b>200000 MATERIALES Y SUMINISTROS</b>	<b>\$286,062.70</b>	<b>\$0.00</b>	<b>\$0.00</b>	<b>\$0.00</b>	<b>\$15,000.00</b>	<b>\$24,360.00</b>	<b>\$100,387.44</b>	<b>\$270,144.44</b>	<b>\$3,335.74</b>	<b>\$0.00</b>	<b>\$0.00</b>	<b>\$0.00</b>	<b>\$0.00</b>	<b>\$413,228.62</b>	<b>-\$127,165.92</b>
210000 Materiales de administración, emisión de	\$172,858.50	\$0.00	\$0.00	\$0.00	\$0.00	\$24,360.00	\$15,487.08	\$267,605.62	\$1,988.82	\$0.00	\$0.00	\$0.00	\$0.00	\$309,441.52	-\$136,583.02
211000 Materiales, útiles y equipos menores de ofi	\$107,128.50	\$0.00	\$0.00	\$0.00	\$0.00	\$24,360.00	\$4,887.08	\$157,957.78	\$1,988.82	\$0.00	\$0.00	\$0.00	\$0.00	\$189,193.68	-\$82,065.18
211001 Material de Oficina	\$67,128.50	\$0.00	\$0.00	\$0.00	\$0.00	\$0.00	\$4,887.08	\$157,957.78	\$1,988.82	\$0.00	\$0.00	\$0.00	\$0.00	\$164,833.68	-\$97,705.18
211002 Gastos de Oficina	\$40,000.00	\$0.00	\$0.00	\$0.00	\$0.00	\$24,360.00	\$0.00	\$0.00	\$0.00	\$0.00	\$0.00	\$0.00	\$0.00	\$24,360.00	\$15,640.00
212000 Materiales y útiles de impresión y reproduc	\$20,000.00	\$0.00	\$0.00	\$0.00	\$0.00	\$0.00	\$10,600.00	\$1,535.84	\$0.00	\$0.00	\$0.00	\$0.00	\$0.00	\$12,135.84	\$7,864.16
212001 Materiales y Útiles de Impresión	\$20,000.00	\$0.00	\$0.00	\$0.00	\$0.00	\$0.00	\$10,600.00	\$1,535.84	\$0.00	\$0.00	\$0.00	\$0.00	\$0.00	\$12,135.84	\$7,864.16
216000 Material de limpieza	\$45,530.00	\$0.00	\$0.00	\$0.00	\$0.00	\$0.00	\$0.00	\$108,112.00	\$0.00	\$0.00	\$0.00	\$0.00	\$0.00	\$108,112.00	-\$62,582.00
216001 Material de Limpieza	\$45,530.00	\$0.00	\$0.00	\$0.00	\$0.00	\$0.00	\$0.00	\$108,112.00	\$0.00	\$0.00	\$0.00	\$0.00	\$0.00	\$108,112.00	-\$62,582.00
250000 Productos químicos, farmacéuticos y de l	\$78,888.00	\$0.00	\$0.00	\$0.00	\$0.00	\$0.00	\$69,600.00	\$34.80	\$0.00	\$0.00	\$0.00	\$0.00	\$0.00	\$69,634.80	\$9,253.20
254000 Materiales, accesorios y suministros médic	\$78,888.00	\$0.00	\$0.00	\$0.00	\$0.00	\$0.00	\$69,600.00	\$34.80	\$0.00	\$0.00	\$0.00	\$0.00	\$0.00	\$69,634.80	\$9,253.20
254001 Materiales y Suministros Médicos	\$78,888.00	\$0.00	\$0.00	\$0.00	\$0.00	\$0.00	\$69,600.00	\$34.80	\$0.00	\$0.00	\$0.00	\$0.00	\$0.00	\$69,634.80	\$9,253.20
270000 Vestuario, blancos, prendas de protecció	\$29,516.20	\$0.00	\$0.00	\$0.00	\$15,000.00	\$0.00	\$14,516.20	\$1,869.50	\$0.00	\$0.00	\$0.00	\$0.00	\$0.00	\$31,385.70	-\$1,869.50
271000 Vestuario y uniformes	\$29,516.20	\$0.00	\$0.00	\$0.00	\$15,000.00	\$0.00	\$14,516.20	\$1,869.50	\$0.00	\$0.00	\$0.00	\$0.00	\$0.00	\$31,385.70	-\$1,869.50
271001 Vestuario, Uniformes	\$29,516.20	\$0.00	\$0.00	\$0.00	\$15,000.00	\$0.00	\$14,516.20	\$1,869.50	\$0.00	\$0.00	\$0.00	\$0.00	\$0.00	\$31,385.70	-\$1,869.50
290000 Herramientas, refacciones y accesorios n	\$5,000.00	\$0.00	\$0.00	\$0.00	\$0.00	\$0.00	\$784.16	\$634.52	\$1,347.92	\$0.00	\$0.00	\$0.00	\$0.00	\$2,766.60	\$2,233.40
294000 Refacciones y accesorios menores de equ	\$5,000.00	\$0.00	\$0.00	\$0.00	\$0.00	\$0.00	\$784.16	\$634.52	\$1,347.92	\$0.00	\$0.00	\$0.00	\$0.00	\$2,766.60	\$2,233.40
294001 Refacciones y accesorios menores de equ	\$5,000.00	\$0.00	\$0.00	\$0.00	\$0.00	\$0.00	\$784.16	\$634.52	\$1,347.92	\$0.00	\$0.00	\$0.00	\$0.00	\$2,766.60	\$2,233.40
<b>300000 SERVICIOS GENERALES</b>	<b>\$996,011.82</b>	<b>\$106,741.00</b>	<b>\$53,637.00</b>	<b>\$52,668.00</b>	<b>\$155,157.96</b>	<b>\$250,138.17</b>	<b>\$464,921.25</b>	<b>\$177,495.06</b>	<b>\$225,624.43</b>	<b>\$0.00</b>	<b>\$0.00</b>	<b>\$0.00</b>	<b>\$0.00</b>	<b>\$1,486,282.87</b>	<b>-\$490,271.05</b>
320000 Servicios de arrendamiento	\$149,899.82	\$0.00	\$0.00	\$0.00	\$49,299.94	\$49,299.94	\$49,299.94	\$0.00	\$0.00	\$0.00	\$0.00	\$0.00	\$0.00	\$147,899.82	\$2,000.00
326000 Arrendamiento de maquinana, otros equip	\$149,899.82	\$0.00	\$0.00	\$0.00	\$49,299.94	\$49,299.94	\$49,299.94	\$0.00	\$0.00	\$0.00	\$0.00	\$0.00	\$0.00	\$147,899.82	\$2,000.00
326001 Arrendamiento de Maquinaria y Equipo	\$149,899.82	\$0.00	\$0.00	\$0.00	\$49,299.94	\$49,299.94	\$49,299.94	\$0.00	\$0.00	\$0.00	\$0.00	\$0.00	\$0.00	\$147,899.82	\$2,000.00
340000 Servicios financieros, bancarios y comer	\$5,000.00	\$0.00	\$0.00	\$0.00	\$0.00	\$0.00	\$0.00	\$0.00	\$1,044.00	\$0.00	\$0.00	\$0.00	\$0.00	\$1,044.00	\$3,956.00
349000 Servicios financieros, bancarios y comerc	\$5,000.00	\$0.00	\$0.00	\$0.00	\$0.00	\$0.00	\$0.00	\$0.00	\$1,044.00	\$0.00	\$0.00	\$0.00	\$0.00	\$1,044.00	\$3,956.00
349001 Servicios financieros, bancarios y comerc	\$5,000.00	\$0.00	\$0.00	\$0.00	\$0.00	\$0.00	\$0.00	\$0.00	\$1,044.00	\$0.00	\$0.00	\$0.00	\$0.00	\$1,044.00	\$3,956.00



**MUNICIPIO DE FRANCISCO I. MADERO, HIDALGO**  
**HIDALGO**  
**Analitico Mensual de Egresos Pagados por Fuente de Financiamiento al 30/sep./2020**  
**(Cuentas con Movimientos)**  
**(Cifras en pesos y centavos)**

Objeto del Gasto	Presupuesto Vigente	Ene	Feb	Mar	Abr	May	Jun	Jul	Ago	Sep	Oct	Nov	Dic	Total	Diferencia (Vigente - Total)
350000 Servicios de instalación, reparación, man	\$110,000.00	\$0.00	\$0.00	\$0.00	\$52,264.02	\$147,844.23	\$306,091.31	\$103,766.06	\$160,394.43	\$0.00	\$0.00	\$0.00	\$0.00	\$778,360.05	-\$668,360.05
351000 Conservación y mantenimiento menor de ii	\$10,000.00	\$0.00	\$0.00	\$0.00	\$0.00	\$0.00	\$11,764.02	\$5,777.00	\$0.00	\$0.00	\$0.00	\$0.00	\$0.00	\$17,541.02	-\$7,541.02
351001 Conservación y mantenimiento menor de ii	\$10,000.00	\$0.00	\$0.00	\$0.00	\$0.00	\$0.00	\$11,764.02	\$5,777.00	\$0.00	\$0.00	\$0.00	\$0.00	\$0.00	\$17,541.02	-\$7,541.02
355000 Reparación y mantenimiento de equipo de	\$100,000.00	\$0.00	\$0.00	\$0.00	\$52,264.02	\$147,844.23	\$294,327.29	\$97,989.06	\$168,394.43	\$0.00	\$0.00	\$0.00	\$0.00	\$760,819.03	-\$660,819.03
355001 Mantenimiento de Vehiculos	\$100,000.00	\$0.00	\$0.00	\$0.00	\$52,264.02	\$147,844.23	\$294,327.29	\$97,989.06	\$168,394.43	\$0.00	\$0.00	\$0.00	\$0.00	\$760,819.03	-\$660,819.03
380000 Servicios oficiales	\$21,112.00	\$0.00	\$0.00	\$0.00	\$0.00	\$0.00	\$0.00	\$21,112.00	\$0.00	\$0.00	\$0.00	\$0.00	\$0.00	\$21,112.00	\$0.00
382000 Gastos de orden social y cultural	\$21,112.00	\$0.00	\$0.00	\$0.00	\$0.00	\$0.00	\$0.00	\$21,112.00	\$0.00	\$0.00	\$0.00	\$0.00	\$0.00	\$21,112.00	\$0.00
382001 Gastos de orden social	\$21,112.00	\$0.00	\$0.00	\$0.00	\$0.00	\$0.00	\$0.00	\$21,112.00	\$0.00	\$0.00	\$0.00	\$0.00	\$0.00	\$21,112.00	\$0.00
390000 Otros servicios generales	\$710,000.00	\$106,741.00	\$53,637.00	\$52,568.00	\$53,594.00	\$52,994.00	\$109,530.00	\$52,617.00	\$56,186.00	\$0.00	\$0.00	\$0.00	\$0.00	\$537,867.00	\$172,133.00
392000 Impuestos y derechos	\$60,000.00	\$0.00	\$0.00	\$0.00	\$0.00	\$0.00	\$57,150.00	\$0.00	\$0.00	\$0.00	\$0.00	\$0.00	\$0.00	\$57,150.00	\$2,850.00
392005 Pago de otros impuestos	\$60,000.00	\$0.00	\$0.00	\$0.00	\$0.00	\$0.00	\$57,150.00	\$0.00	\$0.00	\$0.00	\$0.00	\$0.00	\$0.00	\$57,150.00	\$2,850.00
398000 Impuesto sobre nóminas y otros que se de	\$650,000.00	\$106,741.00	\$53,637.00	\$52,568.00	\$53,594.00	\$52,994.00	\$52,380.00	\$52,617.00	\$56,186.00	\$0.00	\$0.00	\$0.00	\$0.00	\$480,717.00	\$169,283.00
398001 Impuesto sobre nóminas y otros que se de	\$650,000.00	\$106,741.00	\$53,637.00	\$52,568.00	\$53,594.00	\$52,994.00	\$52,380.00	\$52,617.00	\$56,186.00	\$0.00	\$0.00	\$0.00	\$0.00	\$480,717.00	\$169,283.00
400000 TRANSFERENCIAS, ASIGNACIONES	\$1,622,803.00	\$54,098.00	\$54,098.00	\$53,948.00	\$177,344.99	\$1,026,245.66	\$670,077.80	\$522,020.69	\$447,764.65	\$55,028.00	\$0.00	\$0.00	\$0.00	\$3,060,625.79	-\$1,437,822.79
410000 Transferencias internas y asignaciones a	\$600,000.00	\$54,098.00	\$54,098.00	\$53,948.00	\$55,028.00	\$54,778.00	\$55,028.00	\$55,078.00	\$55,028.00	\$55,028.00	\$0.00	\$0.00	\$0.00	\$492,112.00	\$107,888.00
415000 Transferencias internas otorgadas a entida	\$600,000.00	\$54,098.00	\$54,098.00	\$53,948.00	\$55,028.00	\$54,778.00	\$55,028.00	\$55,078.00	\$55,028.00	\$55,028.00	\$0.00	\$0.00	\$0.00	\$492,112.00	\$107,888.00
415001 Transferencias internas otorgadas a entida	\$600,000.00	\$54,098.00	\$54,098.00	\$53,948.00	\$55,028.00	\$54,778.00	\$55,028.00	\$55,078.00	\$55,028.00	\$55,028.00	\$0.00	\$0.00	\$0.00	\$492,112.00	\$107,888.00
440000 Ayudas sociales	\$1,022,803.00	\$0.00	\$0.00	\$0.00	\$122,316.99	\$971,467.66	\$615,049.80	\$466,942.69	\$392,736.65	\$0.00	\$0.00	\$0.00	\$0.00	\$2,568,513.79	-\$1,545,710.79
441000 Ayudas sociales a personas	\$172,803.00	\$0.00	\$0.00	\$0.00	\$0.00	\$0.00	\$52,529.52	\$26,654.20	\$0.00	\$0.00	\$0.00	\$0.00	\$0.00	\$79,183.72	\$93,619.28
441001 Ayudas sociales a personas	\$172,803.00	\$0.00	\$0.00	\$0.00	\$0.00	\$0.00	\$52,529.52	\$26,654.20	\$0.00	\$0.00	\$0.00	\$0.00	\$0.00	\$79,183.72	\$93,619.28
443000 Ayudas sociales a instituciones de enseña	\$250,000.00	\$0.00	\$0.00	\$0.00	\$0.00	\$0.00	\$31,197.85	\$34,568.37	\$13,764.96	\$0.00	\$0.00	\$0.00	\$0.00	\$79,531.18	\$170,468.82
443001 Ayudas sociales a instituciones de enseña	\$250,000.00	\$0.00	\$0.00	\$0.00	\$0.00	\$0.00	\$31,197.85	\$34,568.37	\$13,764.96	\$0.00	\$0.00	\$0.00	\$0.00	\$79,531.18	\$170,468.82
445000 Ayudas sociales a instituciones sin fines de	\$50,000.00	\$0.00	\$0.00	\$0.00	\$0.00	\$0.00	\$9,761.40	\$13,934.50	\$0.00	\$0.00	\$0.00	\$0.00	\$0.00	\$23,695.90	\$26,304.10
445001 Subsidios para el Fomento Deportivo	\$40,000.00	\$0.00	\$0.00	\$0.00	\$0.00	\$0.00	\$9,761.40	\$0.00	\$0.00	\$0.00	\$0.00	\$0.00	\$0.00	\$9,761.40	\$30,238.60
445002 Subsidios a organizaciones diversas	\$10,000.00	\$0.00	\$0.00	\$0.00	\$0.00	\$0.00	\$0.00	\$13,934.50	\$0.00	\$0.00	\$0.00	\$0.00	\$0.00	\$13,934.50	-\$3,934.50
446000 Ayudas sociales a cooperativas	\$550,000.00	\$0.00	\$0.00	\$0.00	\$122,316.99	\$971,467.66	\$521,561.03	\$391,785.62	\$378,971.69	\$0.00	\$0.00	\$0.00	\$0.00	\$2,386,102.99	-\$1,836,102.99
446001 Ayudas sociales a cooperativas	\$550,000.00	\$0.00	\$0.00	\$0.00	\$122,316.99	\$971,467.66	\$521,561.03	\$391,785.62	\$378,971.69	\$0.00	\$0.00	\$0.00	\$0.00	\$2,386,102.99	-\$1,836,102.99
500000 BIENES MUEBLES, INMUEBLES E IN	\$672,341.50	\$0.00	\$0.00	\$0.00	\$0.00	\$672,341.50	\$0.00	\$0.00	\$0.00	\$0.00	\$0.00	\$0.00	\$0.00	\$672,341.50	\$0.00
500000 Bienes inmuebles	\$672,341.50	\$0.00	\$0.00	\$0.00	\$0.00	\$672,341.50	\$0.00	\$0.00	\$0.00	\$0.00	\$0.00	\$0.00	\$0.00	\$672,341.50	\$0.00
501000 Terrenos	\$672,341.50	\$0.00	\$0.00	\$0.00	\$0.00	\$672,341.50	\$0.00	\$0.00	\$0.00	\$0.00	\$0.00	\$0.00	\$0.00	\$672,341.50	\$0.00
501001 Terrenos	\$672,341.50	\$0.00	\$0.00	\$0.00	\$0.00	\$672,341.50	\$0.00	\$0.00	\$0.00	\$0.00	\$0.00	\$0.00	\$0.00	\$672,341.50	\$0.00
600000 INVERSION PUBLICA	\$1,000,000.00	\$0.00	\$0.00	\$0.00	\$1,312,090.40	\$0.00	\$0.00	\$0.00	\$0.00	\$0.00	\$0.00	\$0.00	\$0.00	\$1,312,090.40	-\$312,090.40
610000 Obra pública en bienes de dominio públic	\$1,000,000.00	\$0.00	\$0.00	\$0.00	\$1,312,090.40	\$0.00	\$0.00	\$0.00	\$0.00	\$0.00	\$0.00	\$0.00	\$0.00	\$1,312,090.40	-\$312,090.40
617000 Instalaciones y equipamiento en construcc	\$1,000,000.00	\$0.00	\$0.00	\$0.00	\$1,312,090.40	\$0.00	\$0.00	\$0.00	\$0.00	\$0.00	\$0.00	\$0.00	\$0.00	\$1,312,090.40	-\$312,090.40
617001 Instalaciones y equipamiento en construcc	\$1,000,000.00	\$0.00	\$0.00	\$0.00	\$1,312,090.40	\$0.00	\$0.00	\$0.00	\$0.00	\$0.00	\$0.00	\$0.00	\$0.00	\$1,312,090.40	-\$312,090.40
<b>F.G.P. 2020</b>	<b>\$27,174,434.00</b>	<b>\$1,635,429.00</b>	<b>\$1,563,141.00</b>	<b>\$1,740,008.02</b>	<b>\$3,122,088.35</b>	<b>\$3,688,102.85</b>	<b>\$2,755,581.15</b>	<b>\$2,833,916.07</b>	<b>\$2,313,295.61</b>	<b>\$1,335,724.00</b>	<b>\$0.00</b>	<b>\$0.00</b>	<b>\$0.00</b>	<b>\$20,987,280.25</b>	<b>\$6,184,153.75</b>
<b>1512 F.F.M. 2020</b>	<b>\$2,223,120.00</b>	<b>\$0.00</b>	<b>\$0.00</b>	<b>\$0.00</b>	<b>\$0.00</b>	<b>\$0.00</b>	<b>\$0.00</b>	<b>\$0.00</b>	<b>\$0.00</b>	<b>\$0.00</b>	<b>\$0.00</b>	<b>\$0.00</b>	<b>\$0.00</b>	<b>\$0.00</b>	<b>\$2,223,120.00</b>





Usr: supervisor  
Rep: rptAnaliticoPresupuestoEgresos\_FF

MUNICIPIO DE FRANCISCO I. MADERO, HIDALGO  
HIDALGO

Analítico Mensual de Egresos Pagados por Fuente de Financiamiento al 30/sep./2020

(Cuentas con Movimientos)  
(Cifras en pesos y centavos)

Fecha y hora de Impresión: 07/oct./2020 10:29 a. m.

Objeto del Gasto	Presupuesto Vigente	Ene	Feb	Mar	Abr	May	Jun	Jul	Ago	Sep	Oct	Nov	Dic	Total	Diferencia (Vigente - Total)
580000 Bienes inmuebles	\$2,223,120.00	\$0.00	\$0.00	\$0.00	\$0.00	\$0.00	\$0.00	\$0.00	\$0.00	\$0.00	\$0.00	\$0.00	\$0.00	\$0.00	\$2,223,120.00
581000 Terrenos	\$2,223,120.00	\$0.00	\$0.00	\$0.00	\$0.00	\$0.00	\$0.00	\$0.00	\$0.00	\$0.00	\$0.00	\$0.00	\$0.00	\$0.00	\$2,223,120.00
581001 Terrenos	\$2,223,120.00	\$0.00	\$0.00	\$0.00	\$0.00	\$0.00	\$0.00	\$0.00	\$0.00	\$0.00	\$0.00	\$0.00	\$0.00	\$0.00	\$2,223,120.00
600000 INVERSION PUBLICA	\$10,171,868.00	\$0.00	\$0.00	\$0.00	\$992,894.32	\$2,473,676.75	\$1,228,550.35	\$1,509,928.93	\$2,026,556.17	\$0.00	\$0.00	\$0.00	\$0.00	\$8,231,606.52	\$1,940,261.48
610900 Obra pública en bienes de dominio públic	\$2,957,395.00	\$0.00	\$0.00	\$0.00	\$992,894.32	\$2,473,676.75	\$1,228,550.35	\$1,509,928.93	\$2,026,556.17	\$0.00	\$0.00	\$0.00	\$0.00	\$8,231,606.52	-\$5,274,211.52
615000 Construcción de vías de comunicación	\$2,957,395.00	\$0.00	\$0.00	\$0.00	\$992,894.32	\$2,473,676.75	\$1,228,550.35	\$1,509,928.93	\$2,026,556.17	\$0.00	\$0.00	\$0.00	\$0.00	\$8,231,606.52	-\$5,274,211.52
615001 Construcción de vías de comunicación	\$2,957,395.00	\$0.00	\$0.00	\$0.00	\$992,894.32	\$2,473,676.75	\$1,228,550.35	\$1,509,928.93	\$2,026,556.17	\$0.00	\$0.00	\$0.00	\$0.00	\$8,231,606.52	-\$5,274,211.52
620000 Obra pública en bienes propios	\$7,214,473.00	\$0.00	\$0.00	\$0.00	\$0.00	\$0.00	\$0.00	\$0.00	\$0.00	\$0.00	\$0.00	\$0.00	\$0.00	\$0.00	\$7,214,473.00
624000 División de terrenos y construcción de obr	\$5,472,332.00	\$0.00	\$0.00	\$0.00	\$0.00	\$0.00	\$0.00	\$0.00	\$0.00	\$0.00	\$0.00	\$0.00	\$0.00	\$0.00	\$5,472,332.00
624001 División de terrenos y construcción de obr	\$5,472,332.00	\$0.00	\$0.00	\$0.00	\$0.00	\$0.00	\$0.00	\$0.00	\$0.00	\$0.00	\$0.00	\$0.00	\$0.00	\$0.00	\$5,472,332.00
627000 Instalaciones y equipamiento en construcc	\$1,742,141.00	\$0.00	\$0.00	\$0.00	\$0.00	\$0.00	\$0.00	\$0.00	\$0.00	\$0.00	\$0.00	\$0.00	\$0.00	\$0.00	\$1,742,141.00
627001 Instalaciones y equipamiento en construcc	\$1,742,141.00	\$0.00	\$0.00	\$0.00	\$0.00	\$0.00	\$0.00	\$0.00	\$0.00	\$0.00	\$0.00	\$0.00	\$0.00	\$0.00	\$1,742,141.00
<b>F.F.M. 2020</b>	<b>\$12,394,988.00</b>	<b>\$0.00</b>	<b>\$0.00</b>	<b>\$0.00</b>	<b>\$992,894.32</b>	<b>\$2,473,676.75</b>	<b>\$1,228,550.35</b>	<b>\$1,509,928.93</b>	<b>\$2,026,556.17</b>	<b>\$0.00</b>	<b>\$0.00</b>	<b>\$0.00</b>	<b>\$0.00</b>	<b>\$8,231,606.52</b>	<b>\$4,163,381.48</b>

1513 IEPS-TABACOS 2020

100000 SERVICIOS PERSONALES	\$584,205.00	\$0.00	\$0.00	\$0.00	\$0.00	\$0.00	\$0.00	\$0.00	\$0.00	\$0.00	\$0.00	\$0.00	\$0.00	\$0.00	\$584,205.00
130000 Remuneraciones adicionales y especiales	\$584,205.00	\$0.00	\$0.00	\$0.00	\$0.00	\$0.00	\$0.00	\$0.00	\$0.00	\$0.00	\$0.00	\$0.00	\$0.00	\$0.00	\$584,205.00
132000 Primas de vacaciones, dominical y gratific	\$584,205.00	\$0.00	\$0.00	\$0.00	\$0.00	\$0.00	\$0.00	\$0.00	\$0.00	\$0.00	\$0.00	\$0.00	\$0.00	\$0.00	\$584,205.00
132002 Gratificación Anual	\$584,205.00	\$0.00	\$0.00	\$0.00	\$0.00	\$0.00	\$0.00	\$0.00	\$0.00	\$0.00	\$0.00	\$0.00	\$0.00	\$0.00	\$584,205.00
<b>IEPS-TABACOS 2020</b>	<b>\$584,205.00</b>	<b>\$0.00</b>	<b>\$0.00</b>	<b>\$0.00</b>	<b>\$0.00</b>	<b>\$0.00</b>	<b>\$0.00</b>	<b>\$0.00</b>	<b>\$0.00</b>	<b>\$0.00</b>	<b>\$0.00</b>	<b>\$0.00</b>	<b>\$0.00</b>	<b>\$0.00</b>	<b>\$584,205.00</b>



1514 IEPS GASOLINAS 2020

100000 SERVICIOS PERSONALES	\$1,217,000.00	\$0.00	\$0.00	\$0.00	\$0.00	\$0.00	\$0.00	\$0.00	\$0.00	\$0.00	\$0.00	\$0.00	\$0.00	\$0.00	\$1,217,000.00
130000 Remuneraciones adicionales y especiales	\$1,217,000.00	\$0.00	\$0.00	\$0.00	\$0.00	\$0.00	\$0.00	\$0.00	\$0.00	\$0.00	\$0.00	\$0.00	\$0.00	\$0.00	\$1,217,000.00
132000 Primas de vacaciones, dominical y gratific	\$1,217,000.00	\$0.00	\$0.00	\$0.00	\$0.00	\$0.00	\$0.00	\$0.00	\$0.00	\$0.00	\$0.00	\$0.00	\$0.00	\$0.00	\$1,217,000.00
132002 Gratificación Anual	\$1,217,000.00	\$0.00	\$0.00	\$0.00	\$0.00	\$0.00	\$0.00	\$0.00	\$0.00	\$0.00	\$0.00	\$0.00	\$0.00	\$0.00	\$1,217,000.00
<b>IEPS GASOLINAS 2020</b>	<b>\$1,217,000.00</b>	<b>\$0.00</b>	<b>\$0.00</b>	<b>\$0.00</b>	<b>\$0.00</b>	<b>\$0.00</b>	<b>\$0.00</b>	<b>\$0.00</b>	<b>\$0.00</b>	<b>\$0.00</b>	<b>\$0.00</b>	<b>\$0.00</b>	<b>\$0.00</b>	<b>\$0.00</b>	<b>\$1,217,000.00</b>

1515 ISAN 2020

100000 SERVICIOS PERSONALES	\$214,799.00	\$0.00	\$0.00	\$0.00	\$0.00	\$0.00	\$0.00	\$0.00	\$0.00	\$0.00	\$0.00	\$0.00	\$0.00	\$0.00	\$214,799.00
130000 Remuneraciones adicionales y especiales	\$214,799.00	\$0.00	\$0.00	\$0.00	\$0.00	\$0.00	\$0.00	\$0.00	\$0.00	\$0.00	\$0.00	\$0.00	\$0.00	\$0.00	\$214,799.00
132000 Primas de vacaciones, dominical y gratific	\$214,799.00	\$0.00	\$0.00	\$0.00	\$0.00	\$0.00	\$0.00	\$0.00	\$0.00	\$0.00	\$0.00	\$0.00	\$0.00	\$0.00	\$214,799.00
132002 Gratificación Anual	\$214,799.00	\$0.00	\$0.00	\$0.00	\$0.00	\$0.00	\$0.00	\$0.00	\$0.00	\$0.00	\$0.00	\$0.00	\$0.00	\$0.00	\$214,799.00
<b>ISAN 2020</b>	<b>\$214,799.00</b>	<b>\$0.00</b>	<b>\$0.00</b>	<b>\$0.00</b>	<b>\$0.00</b>	<b>\$0.00</b>	<b>\$0.00</b>	<b>\$0.00</b>	<b>\$0.00</b>	<b>\$0.00</b>	<b>\$0.00</b>	<b>\$0.00</b>	<b>\$0.00</b>	<b>\$0.00</b>	<b>\$214,799.00</b>

1516 FOFIS 2020





Usu: supervisor  
Rep: rptAnaliticoPresupuestoEgresos\_FF


# MUNICIPIO DE FRANCISCO I. MADERO, HIDALGO

Analitico Mensual de Egresos Pagados por Fuente de Financiamiento al 30/sep./2020

(Cuentas con Movimientos)  
(Cifras en pesos y centavos)

Fecha y hora de Impresión | 07/oct./2020  
10:29 a. m.

Objeto del Gasto	Presupuesto Vigente	Ene	Feb	Mar	Abr	May	Jun	Jul	Ago	Sep	Oct	Nov	Dic	Total	Diferencia (Vigente - Total)
<b>100000 SERVICIOS PERSONALES</b>	<b>\$975,470.00</b>	<b>\$0.00</b>	<b>\$0.00</b>	<b>\$0.00</b>	<b>\$0.00</b>	<b>\$0.00</b>	<b>\$0.00</b>	<b>\$0.00</b>	<b>\$70,831.50</b>	<b>\$0.00</b>	<b>\$0.00</b>	<b>\$0.00</b>	<b>\$0.00</b>	<b>\$70,831.50</b>	<b>\$904,638.50</b>
130000 Remuneraciones adicionales y especiales:	\$975,470.00	\$0.00	\$0.00	\$0.00	\$0.00	\$0.00	\$0.00	\$0.00	\$70,831.50	\$0.00	\$0.00	\$0.00	\$0.00	\$70,831.50	\$904,638.50
132000 Primas de vacaciones, dominical y gratifica:	\$975,470.00	\$0.00	\$0.00	\$0.00	\$0.00	\$0.00	\$0.00	\$0.00	\$70,831.50	\$0.00	\$0.00	\$0.00	\$0.00	\$70,831.50	\$904,638.50
132002 Gratificación Anual	\$975,470.00	\$0.00	\$0.00	\$0.00	\$0.00	\$0.00	\$0.00	\$0.00	\$70,831.50	\$0.00	\$0.00	\$0.00	\$0.00	\$70,831.50	\$904,638.50
<b>FOFIS 2020</b>	<b>\$975,470.00</b>	<b>\$0.00</b>	<b>\$0.00</b>	<b>\$0.00</b>	<b>\$0.00</b>	<b>\$0.00</b>	<b>\$0.00</b>	<b>\$0.00</b>	<b>\$70,831.50</b>	<b>\$0.00</b>	<b>\$0.00</b>	<b>\$0.00</b>	<b>\$0.00</b>	<b>\$70,831.50</b>	<b>\$904,638.50</b>
<b>1517 CISAN 2020</b>															
<b>100000 SERVICIOS PERSONALES</b>	<b>\$44,277.00</b>	<b>\$0.00</b>	<b>\$0.00</b>	<b>\$0.00</b>	<b>\$0.00</b>	<b>\$0.00</b>	<b>\$0.00</b>	<b>\$0.00</b>	<b>\$0.00</b>	<b>\$0.00</b>	<b>\$0.00</b>	<b>\$0.00</b>	<b>\$0.00</b>	<b>\$0.00</b>	<b>\$44,277.00</b>
130000 Remuneraciones adicionales y especiales:	\$44,277.00	\$0.00	\$0.00	\$0.00	\$0.00	\$0.00	\$0.00	\$0.00	\$0.00	\$0.00	\$0.00	\$0.00	\$0.00	\$0.00	\$44,277.00
132000 Primas de vacaciones, dominical y gratifica:	\$44,277.00	\$0.00	\$0.00	\$0.00	\$0.00	\$0.00	\$0.00	\$0.00	\$0.00	\$0.00	\$0.00	\$0.00	\$0.00	\$0.00	\$44,277.00
132002 Gratificación Anual	\$44,277.00	\$0.00	\$0.00	\$0.00	\$0.00	\$0.00	\$0.00	\$0.00	\$0.00	\$0.00	\$0.00	\$0.00	\$0.00	\$0.00	\$44,277.00
<b>CISAN 2020</b>	<b>\$44,277.00</b>	<b>\$0.00</b>	<b>\$0.00</b>	<b>\$0.00</b>	<b>\$0.00</b>	<b>\$0.00</b>	<b>\$0.00</b>	<b>\$0.00</b>	<b>\$0.00</b>	<b>\$0.00</b>	<b>\$0.00</b>	<b>\$0.00</b>	<b>\$0.00</b>	<b>\$0.00</b>	<b>\$44,277.00</b>
<b>2516 FAISM 2019</b>															
<b>600000 INVERSION PUBLICA</b>	<b>\$5,075,082.98</b>	<b>\$1,945,616.88</b>	<b>\$2,923,686.30</b>	<b>\$2,291,155.79</b>	<b>\$35,738.18</b>	<b>\$0.00</b>	<b>\$0.00</b>	<b>\$2,513.98</b>	<b>\$0.00</b>	<b>\$0.00</b>	<b>\$0.00</b>	<b>\$0.00</b>	<b>\$0.00</b>	<b>\$7,198,711.13</b>	<b>-\$2,123,628.15</b>
610000 Obra pública en bienes de dominio público	\$5,075,082.98	\$1,945,616.88	\$2,923,686.30	\$2,291,155.79	\$35,738.18	\$0.00	\$0.00	\$2,513.98	\$0.00	\$0.00	\$0.00	\$0.00	\$0.00	\$7,198,711.13	-\$2,123,628.15
613000 Construcción de obras para el abastecimie	\$1,835,174.59	\$319,368.64	\$974,899.73	\$1,323,311.86	\$0.00	\$0.00	\$0.00	\$2,513.98	\$0.00	\$0.00	\$0.00	\$0.00	\$0.00	\$2,620,094.21	-\$784,919.62
613001 Construcción de obras para el abastecimie	\$1,835,174.59	\$319,368.64	\$974,899.73	\$1,323,311.86	\$0.00	\$0.00	\$0.00	\$2,513.98	\$0.00	\$0.00	\$0.00	\$0.00	\$0.00	\$2,620,094.21	-\$784,919.62
614000 División de terrenos y construcción de obrt	\$1,099,320.45	\$1,203,677.25	\$189,633.91	\$110,572.27	\$20,282.21	\$0.00	\$0.00	\$0.00	\$0.00	\$0.00	\$0.00	\$0.00	\$0.00	\$1,524,365.64	-\$425,045.19
614001 División de terrenos y construcción de obrt	\$1,099,320.45	\$1,203,677.25	\$189,633.91	\$110,572.27	\$20,282.21	\$0.00	\$0.00	\$0.00	\$0.00	\$0.00	\$0.00	\$0.00	\$0.00	\$1,524,365.64	-\$425,045.19
615000 Construcción de vías de comunicación	\$958,526.79	\$0.00	\$1,336,036.84	\$17,831.18	\$15,455.97	\$0.00	\$0.00	\$0.00	\$0.00	\$0.00	\$0.00	\$0.00	\$0.00	\$1,369,323.99	-\$410,797.20
615001 Construcción de vías de comunicación	\$958,526.79	\$0.00	\$1,336,036.84	\$17,831.18	\$15,455.97	\$0.00	\$0.00	\$0.00	\$0.00	\$0.00	\$0.00	\$0.00	\$0.00	\$1,369,323.99	-\$410,797.20
617000 Instalaciones y equipamiento en construcc	\$1,182,061.15	\$422,370.99	\$423,115.82	\$839,440.48	\$0.00	\$0.00	\$0.00	\$0.00	\$0.00	\$0.00	\$0.00	\$0.00	\$0.00	\$1,684,927.29	-\$502,866.14
617001 Instalaciones y equipamiento en construcc	\$1,182,061.15	\$422,370.99	\$423,115.82	\$839,440.48	\$0.00	\$0.00	\$0.00	\$0.00	\$0.00	\$0.00	\$0.00	\$0.00	\$0.00	\$1,684,927.29	-\$502,866.14
<b>FAISM 2019</b>	<b>\$5,075,082.98</b>	<b>\$1,945,616.88</b>	<b>\$2,923,686.30</b>	<b>\$2,291,155.79</b>	<b>\$35,738.18</b>	<b>\$0.00</b>	<b>\$0.00</b>	<b>\$2,513.98</b>	<b>\$0.00</b>	<b>\$0.00</b>	<b>\$0.00</b>	<b>\$0.00</b>	<b>\$0.00</b>	<b>\$7,198,711.13</b>	<b>-\$2,123,628.15</b>
<b>2520 FAISM 2020</b>															
<b>600000 INVERSION PUBLICA</b>	<b>\$13,053,390.00</b>	<b>\$0.00</b>	<b>\$0.00</b>	<b>\$0.00</b>	<b>\$0.00</b>	<b>\$0.00</b>	<b>\$0.00</b>	<b>\$0.00</b>	<b>\$2,570,118.49</b>	<b>\$0.00</b>	<b>\$0.00</b>	<b>\$0.00</b>	<b>\$0.00</b>	<b>\$2,570,118.49</b>	<b>\$10,483,271.51</b>
610000 Obra pública en bienes de dominio público	\$13,053,390.00	\$0.00	\$0.00	\$0.00	\$0.00	\$0.00	\$0.00	\$0.00	\$2,570,118.49	\$0.00	\$0.00	\$0.00	\$0.00	\$2,570,118.49	\$10,483,271.51
613000 Construcción de obras para el abastecimie	\$1,118,777.00	\$0.00	\$0.00	\$0.00	\$0.00	\$0.00	\$0.00	\$0.00	\$0.00	\$0.00	\$0.00	\$0.00	\$0.00	\$0.00	\$1,118,777.00
613001 Construcción de obras para el abastecimie	\$1,118,777.00	\$0.00	\$0.00	\$0.00	\$0.00	\$0.00	\$0.00	\$0.00	\$0.00	\$0.00	\$0.00	\$0.00	\$0.00	\$0.00	\$1,118,777.00
614000 División de terrenos y construcción de obrt	\$8,977,318.00	\$0.00	\$0.00	\$0.00	\$0.00	\$0.00	\$0.00	\$0.00	\$1,641,044.41	\$0.00	\$0.00	\$0.00	\$0.00	\$1,641,044.41	\$7,336,273.59
614001 División de terrenos y construcción de obrt	\$8,977,318.00	\$0.00	\$0.00	\$0.00	\$0.00	\$0.00	\$0.00	\$0.00	\$1,641,044.41	\$0.00	\$0.00	\$0.00	\$0.00	\$1,641,044.41	\$7,336,273.59
615000 Construcción de vías de comunicación	\$1,957,295.00	\$0.00	\$0.00	\$0.00	\$0.00	\$0.00	\$0.00	\$0.00	\$929,074.08	\$0.00	\$0.00	\$0.00	\$0.00	\$929,074.08	\$1,028,220.92
615001 Construcción de vías de comunicación	\$1,957,295.00	\$0.00	\$0.00	\$0.00	\$0.00	\$0.00	\$0.00	\$0.00	\$929,074.08	\$0.00	\$0.00	\$0.00	\$0.00	\$929,074.08	\$1,028,220.92
617000 Instalaciones y equipamiento en construcc	\$1,000,000.00	\$0.00	\$0.00	\$0.00	\$0.00	\$0.00	\$0.00	\$0.00	\$0.00	\$0.00	\$0.00	\$0.00	\$0.00	\$0.00	\$1,000,000.00
617001 Instalaciones y equipamiento en construcc	\$1,000,000.00	\$0.00	\$0.00	\$0.00	\$0.00	\$0.00	\$0.00	\$0.00	\$0.00	\$0.00	\$0.00	\$0.00	\$0.00	\$0.00	\$1,000,000.00





Usu: supervisor  
Rep: rptAnaliticoPresupuestoEgresos\_FF

## MUNICIPIO DE FRANCISCO I. MADERO, HIDALGO HIDALGO

Análisis Mensual de Egresos Pagados por Fuente de Financiamiento al 30/sep./2020  
(Cuentas con Movimientos)  
(Cifras en pesos y centavos)

Fecha y hora de Impresión | 07/oct./2020  
10:29 a. m.

Objeto del Gasto	Presupuesto Vigente	Ene	Feb	Mar	Abr	May	Jun	Jul	Ago	Sep	Oct	Nov	Dic	Total	Diferencia (Vigente - Total)
<b>FAISM 2020</b>	<b>\$13,053,390.00</b>	<b>\$0.00</b>	<b>\$0.00</b>	<b>\$0.00</b>	<b>\$0.00</b>	<b>\$0.00</b>	<b>\$0.00</b>	<b>\$0.00</b>	<b>\$2,570,118.49</b>	<b>\$0.00</b>	<b>\$0.00</b>	<b>\$0.00</b>	<b>\$0.00</b>	<b>\$2,570,118.49</b>	<b>\$10,483,271.51</b>
<b>2521 FORTAMUN 2020</b>															
<b>100000 SERVICIOS PERSONALES</b>	<b>\$9,025,002.00</b>	<b>\$534,073.00</b>	<b>\$539,878.00</b>	<b>\$559,940.00</b>	<b>\$541,303.00</b>	<b>\$528,886.00</b>	<b>\$547,221.00</b>	<b>\$556,375.00</b>	<b>\$541,646.00</b>	<b>\$527,769.00</b>	<b>\$0.00</b>	<b>\$0.00</b>	<b>\$0.00</b>	<b>\$4,876,891.00</b>	<b>\$4,148,111.00</b>
110000 Remuneraciones al personal de carácter	\$6,421,734.00	\$509,631.00	\$515,342.00	\$520,543.00	\$515,660.00	\$505,178.00	\$523,713.00	\$516,850.00	\$515,855.00	\$506,597.00	\$0.00	\$0.00	\$0.00	\$4,631,169.00	\$1,790,565.00
113000 Sueldos base al personal permanente	\$6,421,734.00	\$509,631.00	\$515,342.00	\$520,543.00	\$515,660.00	\$505,178.00	\$523,713.00	\$516,850.00	\$515,855.00	\$506,597.00	\$0.00	\$0.00	\$0.00	\$4,631,169.00	\$1,790,565.00
113001 Sueldos	\$6,421,734.00	\$509,631.00	\$515,342.00	\$520,543.00	\$515,660.00	\$505,178.00	\$523,713.00	\$516,850.00	\$515,855.00	\$506,597.00	\$0.00	\$0.00	\$0.00	\$4,631,169.00	\$1,790,565.00
130000 Remuneraciones adicionales y especiales	\$2,630,067.00	\$7,357.00	\$8,196.00	\$23,389.00	\$9,635.00	\$7,500.00	\$7,500.00	\$13,855.00	\$6,525.00	\$6,572.00	\$0.00	\$0.00	\$0.00	\$90,529.00	\$1,939,538.00
131000 Primas por años de servicios efectivos pre:	\$78,476.00	\$6,757.00	\$6,899.00	\$6,900.00	\$6,900.00	\$6,900.00	\$6,900.00	\$6,389.00	\$5,925.00	\$5,972.00	\$0.00	\$0.00	\$0.00	\$59,542.00	\$18,934.00
131001 Prima Quinquenal	\$78,476.00	\$6,757.00	\$6,899.00	\$6,900.00	\$6,900.00	\$6,900.00	\$6,900.00	\$6,389.00	\$5,925.00	\$5,972.00	\$0.00	\$0.00	\$0.00	\$59,542.00	\$18,934.00
132000 Primas de vacaciones, dominical y gratifica	\$1,790,827.00	\$0.00	\$697.00	\$15,889.00	\$1,985.00	\$0.00	\$0.00	\$4,866.00	\$0.00	\$0.00	\$0.00	\$0.00	\$0.00	\$23,437.00	\$1,767,390.00
132001 Prima de Vacaciones y Dominical	\$1,624,962.00	\$0.00	\$0.00	\$0.00	\$0.00	\$0.00	\$0.00	\$0.00	\$0.00	\$0.00	\$0.00	\$0.00	\$0.00	\$0.00	\$1,624,962.00
132002 Gratificación Anual	\$165,865.00	\$0.00	\$697.00	\$15,889.00	\$1,985.00	\$0.00	\$0.00	\$4,866.00	\$0.00	\$0.00	\$0.00	\$0.00	\$0.00	\$23,437.00	\$142,428.00
134000 Compensaciones	\$160,764.00	\$600.00	\$600.00	\$600.00	\$750.00	\$600.00	\$600.00	\$2,600.00	\$600.00	\$600.00	\$0.00	\$0.00	\$0.00	\$7,550.00	\$153,214.00
134001 Compensaciones	\$160,764.00	\$600.00	\$600.00	\$600.00	\$750.00	\$600.00	\$600.00	\$2,600.00	\$600.00	\$600.00	\$0.00	\$0.00	\$0.00	\$7,550.00	\$153,214.00
150000 Otras prestaciones sociales y económica	\$573,201.00	\$17,085.00	\$16,340.00	\$16,008.00	\$16,008.00	\$16,008.00	\$16,008.00	\$23,870.00	\$19,266.00	\$14,600.00	\$0.00	\$0.00	\$0.00	\$155,193.00	\$418,008.00
151000 Cuotas para el fondo de ahorro y fondo de	\$136,831.00	\$9,660.00	\$10,064.00	\$10,068.00	\$10,068.00	\$10,068.00	\$10,068.00	\$9,340.00	\$8,846.00	\$9,080.00	\$0.00	\$0.00	\$0.00	\$87,262.00	\$49,569.00
151001 Cuotas para el fondo de ahorro y fondo de	\$136,831.00	\$9,660.00	\$10,064.00	\$10,068.00	\$10,068.00	\$10,068.00	\$10,068.00	\$9,340.00	\$8,846.00	\$9,080.00	\$0.00	\$0.00	\$0.00	\$87,262.00	\$49,569.00
154000 Prestaciones contractuales	\$326,250.00	\$5,940.00	\$5,940.00	\$5,940.00	\$5,940.00	\$5,940.00	\$5,940.00	\$5,730.00	\$5,520.00	\$5,520.00	\$0.00	\$0.00	\$0.00	\$52,410.00	\$273,840.00
154001 Prestaciones establecidas por condiciones	\$326,250.00	\$5,940.00	\$5,940.00	\$5,940.00	\$5,940.00	\$5,940.00	\$5,940.00	\$5,730.00	\$5,520.00	\$5,520.00	\$0.00	\$0.00	\$0.00	\$52,410.00	\$273,840.00
159000 Otras prestaciones sociales y económicas	\$110,120.00	\$1,485.00	\$336.00	\$0.00	\$0.00	\$0.00	\$0.00	\$8,800.00	\$4,900.00	\$0.00	\$0.00	\$0.00	\$0.00	\$15,521.00	\$94,599.00
159002 Otras Prestaciones	\$110,120.00	\$1,485.00	\$336.00	\$0.00	\$0.00	\$0.00	\$0.00	\$8,800.00	\$4,900.00	\$0.00	\$0.00	\$0.00	\$0.00	\$15,521.00	\$94,599.00
<b>200000 MATERIALES Y SUMINISTROS</b>	<b>\$5,000,000.00</b>	<b>\$100,000.00</b>	<b>\$654,715.04</b>	<b>\$503,565.21</b>	<b>\$651,410.14</b>	<b>\$525,056.98</b>	<b>\$413,112.53</b>	<b>\$438,895.19</b>	<b>\$771,548.00</b>	<b>\$0.00</b>	<b>\$0.00</b>	<b>\$0.00</b>	<b>\$0.00</b>	<b>\$4,058,103.09</b>	<b>\$918,896.91</b>
240000 Materiales y artículos de construcción y c	\$1,350,000.00	\$0.00	\$300,000.00	\$300,000.00	\$300,000.00	\$212,639.95	\$0.00	\$2,901.00	\$0.00	\$0.00	\$0.00	\$0.00	\$0.00	\$1,114,640.95	\$235,359.05
246000 Material eléctrico y electrónico	\$1,350,000.00	\$0.00	\$300,000.00	\$300,000.00	\$300,000.00	\$212,639.95	\$0.00	\$2,901.00	\$0.00	\$0.00	\$0.00	\$0.00	\$0.00	\$1,114,640.95	\$235,359.05
246001 Material Eléctrico	\$1,350,000.00	\$0.00	\$300,000.00	\$300,000.00	\$300,000.00	\$212,639.95	\$0.00	\$2,901.00	\$0.00	\$0.00	\$0.00	\$0.00	\$0.00	\$1,114,640.95	\$235,359.05
260000 Combustibles, lubricantes y aditivos	\$3,500,000.00	\$100,000.00	\$354,715.04	\$203,565.21	\$351,410.14	\$312,417.03	\$353,112.53	\$374,198.19	\$771,548.00	\$0.00	\$0.00	\$0.00	\$0.00	\$2,820,966.14	\$679,033.86
261000 Combustibles, lubricantes y aditivos	\$3,500,000.00	\$100,000.00	\$354,715.04	\$203,565.21	\$351,410.14	\$312,417.03	\$353,112.53	\$374,198.19	\$771,548.00	\$0.00	\$0.00	\$0.00	\$0.00	\$2,820,966.14	\$679,033.86
261001 Combustibles y Lubricantes vehículos y eq	\$3,500,000.00	\$100,000.00	\$354,715.04	\$203,565.21	\$351,410.14	\$312,417.03	\$353,112.53	\$374,198.19	\$771,548.00	\$0.00	\$0.00	\$0.00	\$0.00	\$2,820,966.14	\$679,033.86
270000 Vestuario, blancos, prendas de protecció	\$150,000.00	\$0.00	\$0.00	\$0.00	\$0.00	\$0.00	\$60,000.00	\$62,496.00	\$0.00	\$0.00	\$0.00	\$0.00	\$0.00	\$122,496.00	\$27,504.00
271000 Vestuario y uniformes	\$150,000.00	\$0.00	\$0.00	\$0.00	\$0.00	\$0.00	\$60,000.00	\$62,496.00	\$0.00	\$0.00	\$0.00	\$0.00	\$0.00	\$122,496.00	\$27,504.00
271001 Vestuario, Uniformes	\$150,000.00	\$0.00	\$0.00	\$0.00	\$0.00	\$0.00	\$60,000.00	\$62,496.00	\$0.00	\$0.00	\$0.00	\$0.00	\$0.00	\$122,496.00	\$27,504.00
<b>300000 SERVICIOS GENERALES</b>	<b>\$7,260,246.00</b>	<b>\$198,479.53</b>	<b>\$101,729.38</b>	<b>\$1,080,612.76</b>	<b>\$707,727.14</b>	<b>\$580,430.92</b>	<b>\$491,807.23</b>	<b>\$571,179.28</b>	<b>\$479,081.94</b>	<b>\$0.00</b>	<b>\$0.00</b>	<b>\$0.00</b>	<b>\$0.00</b>	<b>\$4,211,848.18</b>	<b>\$3,048,397.82</b>
310000 Servicios básicos	\$6,760,246.00	\$101,869.53	\$101,729.38	\$1,080,612.76	\$596,575.14	\$580,430.92	\$491,807.23	\$460,027.28	\$479,081.94	\$0.00	\$0.00	\$0.00	\$0.00	\$3,892,134.18	\$2,868,111.82
311000 Energía eléctrica	\$6,760,246.00	\$101,869.53	\$101,729.38	\$1,080,612.76	\$596,575.14	\$580,430.92	\$491,807.23	\$460,027.28	\$479,081.94	\$0.00	\$0.00	\$0.00	\$0.00	\$3,892,134.18	\$2,868,111.82
311001 Servicio de Energía Eléctrica	\$6,760,246.00	\$101,869.53	\$101,729.38	\$1,080,612.76	\$596,575.14	\$580,430.92	\$491,807.23	\$460,027.28	\$479,081.94	\$0.00	\$0.00	\$0.00	\$0.00	\$3,892,134.18	\$2,868,111.82
390000 Otros servicios generales	\$500,000.00	\$96,610.00	\$0.00	\$0.00	\$111,152.00	\$0.00	\$0								





Usu: supervisor  
 Rep: rptAnaliticoPresupuestoEgresos\_FF

## MUNICIPIO DE FRANCISCO I. MADERO, HIDALGO HIDALGO

Analítico Mensual de Egresos Pagados por Fuente de Financiamiento al 30/sep./2020

(Cuentas con Movimientos)  
(Cifras en pesos y centavos)

Fecha y hora de Impresión | 07/oct./2020  
10:29 a. m.

Objeto del Gasto	Presupuesto Vigente	Ene	Feb	Mar	Abr	May	Jun	Jul	Ago	Sep	Oct	Nov	Dic	Total	Diferencia (Vigente - Total)
400000 TRANSFERENCIAS, ASIGNACIONES	\$194,413.60	\$0.00	\$0.00	\$0.00	\$0.00	\$194,413.60	\$0.00	\$0.00	\$0.00	\$0.00	\$0.00	\$0.00	\$0.00	\$194,413.60	\$0.00
440000 Ayudas sociales	\$194,413.60	\$0.00	\$0.00	\$0.00	\$0.00	\$194,413.60	\$0.00	\$0.00	\$0.00	\$0.00	\$0.00	\$0.00	\$0.00	\$194,413.60	\$0.00
441000 Ayudas sociales a personas	\$194,413.60	\$0.00	\$0.00	\$0.00	\$0.00	\$194,413.60	\$0.00	\$0.00	\$0.00	\$0.00	\$0.00	\$0.00	\$0.00	\$194,413.60	\$0.00
441001 Ayudas sociales a personas	\$194,413.60	\$0.00	\$0.00	\$0.00	\$0.00	\$194,413.60	\$0.00	\$0.00	\$0.00	\$0.00	\$0.00	\$0.00	\$0.00	\$194,413.60	\$0.00
500000 BIENES MUEBLES, INMUEBLES E IN	\$1,276,000.00	\$0.00	\$0.00	\$0.00	\$0.00	\$0.00	\$0.00	\$1,276,000.00	\$0.00	\$0.00	\$0.00	\$0.00	\$0.00	\$1,276,000.00	\$0.00
560000 Maquinaria, otros equipos y herramientas	\$1,276,000.00	\$0.00	\$0.00	\$0.00	\$0.00	\$0.00	\$0.00	\$1,276,000.00	\$0.00	\$0.00	\$0.00	\$0.00	\$0.00	\$1,276,000.00	\$0.00
563000 Maquinaria y equipo de construcción	\$1,276,000.00	\$0.00	\$0.00	\$0.00	\$0.00	\$0.00	\$0.00	\$1,276,000.00	\$0.00	\$0.00	\$0.00	\$0.00	\$0.00	\$1,276,000.00	\$0.00
563001 Equipo de Construcción	\$1,276,000.00	\$0.00	\$0.00	\$0.00	\$0.00	\$0.00	\$0.00	\$1,276,000.00	\$0.00	\$0.00	\$0.00	\$0.00	\$0.00	\$1,276,000.00	\$0.00
600000 INVERSION PUBLICA	\$2,152,142.40	\$0.00	\$0.00	\$0.00	\$0.00	\$0.00	\$0.00	\$0.00	\$1,169,457.48	\$0.00	\$0.00	\$0.00	\$0.00	\$1,169,457.48	\$982,684.92
610000 Obra pública en bienes de dominio públic	\$2,152,142.40	\$0.00	\$0.00	\$0.00	\$0.00	\$0.00	\$0.00	\$0.00	\$1,169,457.48	\$0.00	\$0.00	\$0.00	\$0.00	\$1,169,457.48	\$982,684.92
614000 División de terrenos y construcción de obr	\$956,142.40	\$0.00	\$0.00	\$0.00	\$0.00	\$0.00	\$0.00	\$0.00	\$0.00	\$0.00	\$0.00	\$0.00	\$0.00	\$0.00	\$956,142.40
614001 División de terrenos y construcción de obr	\$956,142.40	\$0.00	\$0.00	\$0.00	\$0.00	\$0.00	\$0.00	\$0.00	\$0.00	\$0.00	\$0.00	\$0.00	\$0.00	\$0.00	\$956,142.40
615000 Construcción de vías de comunicación	\$1,196,000.00	\$0.00	\$0.00	\$0.00	\$0.00	\$0.00	\$0.00	\$0.00	\$1,169,457.48	\$0.00	\$0.00	\$0.00	\$0.00	\$1,169,457.48	\$26,542.52
615001 Construcción de vías de comunicación	\$1,196,000.00	\$0.00	\$0.00	\$0.00	\$0.00	\$0.00	\$0.00	\$0.00	\$1,169,457.48	\$0.00	\$0.00	\$0.00	\$0.00	\$1,169,457.48	\$26,542.52
<b>FORTAMUN 2020</b>	<b>\$24,907,804.00</b>	<b>\$632,552.53</b>	<b>\$1,296,322.42</b>	<b>\$2,144,117.97</b>	<b>\$1,900,440.28</b>	<b>\$1,828,587.50</b>	<b>\$1,452,140.76</b>	<b>\$2,842,249.47</b>	<b>\$2,961,733.42</b>	<b>\$527,769.00</b>	<b>\$0.00</b>	<b>\$0.00</b>	<b>\$0.00</b>	<b>\$15,785,913.35</b>	<b>\$9,121,890.65</b>
<b>Total Final</b>	<b>\$97,189,367.46</b>	<b>\$4,925,377.67</b>	<b>\$7,219,080.57</b>	<b>\$8,213,337.10</b>	<b>\$6,692,285.96</b>	<b>\$8,244,926.32</b>	<b>\$5,734,057.88</b>	<b>\$7,513,705.43</b>	<b>\$10,757,389.10</b>	<b>\$1,926,076.60</b>	<b>\$0.00</b>	<b>\$0.00</b>	<b>\$0.00</b>	<b>\$61,226,237.14</b>	<b>\$35,963,130.32</b>

  
 LIC. JUAN JOSE PEREZ CAMARGO  
 PRESIDENTE DE CONSEJO MUNICIPAL INTERINO  
 L.C. QUENDI CECILIA VALENCIA MAJANO  
 TESORERO MUNICIPAL INTERINO

  
 LIC. LETICIA JUAREZ CHAVEZ  
 VOCAL EJECUTIVO